

Overview & Scrutiny

C/Insp Gillian COX



District Commander Review

- Where we have come from.....
- Where we are now.....
- Where we are going to.....

All Crime



General Crimes & Outcomes

General Crime Summary

Crime VRD

01/08/2023 31/07/2024

District	Count Occurrence
RUSHMOOR	8,360

Total Crimes	8,360	Total Crimes (SPLY)	8,708	% Difference	-4.0%
--------------	-------	---------------------	-------	--------------	-------



HMIC 9 Group	Aug 23	Sep 23	Oct 23	Nov 23	Dec 23	Jan 24	Feb 24	Mar 24	Apr 24	May 24	Jun 24	Jul 24	Total
1 Violence Against the Person	264	284	287	248	273	262	206	268	241	282	270	294	3,179
2 Sexual Offences	24	20	19	27	19	32	27	25	13	23	25	33	287
3 Robbery	7	5	3	4	5	4	5	9	5	2	7	3	58
4 Theft Offences	292	261	289	244	210	252	220	218	221	211	241	305	2,964
5 Criminal Damage and Arson Offences	40	44	45	44	61	43	31	43	52	39	56	52	550
6 Drug Offences	22	20	24	27	27	32	37	31	27	25	25	23	320
7 Possession of Weapons Offences	11	11	9	10	8	8	11	10	8	8	11	12	117
8 Public Order Offences	60	62	67	56	45	53	55	55	67	92	76	78	766
9 Miscellaneous Crimes Against Society	6	9	8	8	9	7	17	8	12	8	15	11	118



ASB



Anti-Social Behaviour (ASB) District Summary

Incident / Crime Type

ASB

Current YTD: 01/04/2024 - 03/09/2024

Previous YTD: 01/04/2023 - 03/09/2023

Timeframe

12-Months

YTD

Current Period by District

RUSHMOOR

449

Percentage Change by District

RUSHMOOR

-9.1%

Occurrences
(Current Period)

449

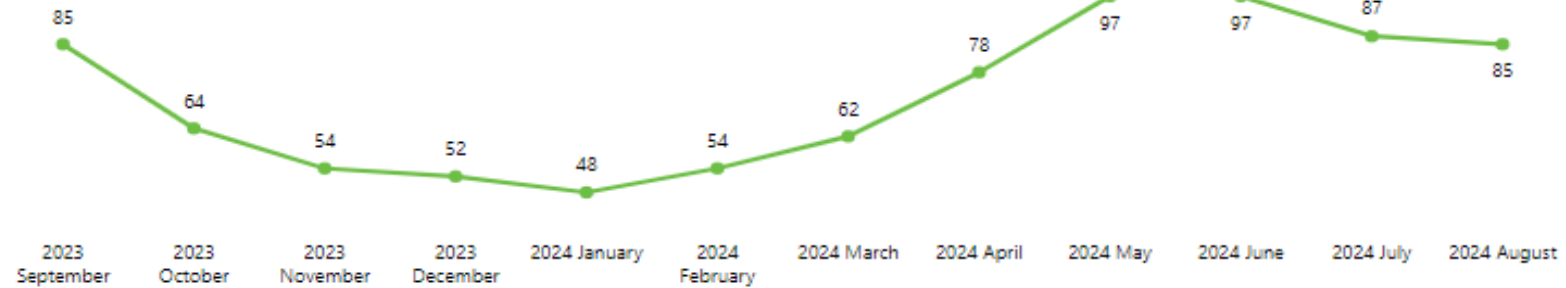
Occurrences
(Previous Period)

494

Percentage
Change (%)

-9.1%

Monthly Breakdown



Op Sentinel

Method pre April 2024:

Patrols were allocated to all officers across all of NPT, this resulted in a significant proportion of patrols being missed. The compliance rate should always be above 80%.

	November 2023	December 2023	January 2024	February 2024	March 2024
Aldershot	100%	54%	67%	73%	67%
Farnborough	91%	62%	83%	73%	75%

Method post April 2024:

Patrols were allocated to the DNO's of the specific hotspot. Reasoning for this was they were patrolling these areas as the DNO's and by completing these patrol would assist in relationship building with businesses in the area as well as providing a visible police presence.

	April 2024	May 2024	June 2024	July 2024	August 2024
Aldershot	92%	100%	100%	100%	100%
Farnborough	83%	100%	100%	100%	100%

All Crime - Outcomes



General Crimes & Outcomes FAT Outcome Rate

Suspect Identified?

All

FAT Outcome VRD

01/08/2023 31/07/2024

District	FAT Outcomes	FAT Rate
RUSHMOOR	1186	14.2%

HMIC 9 Group

FAT Outcomes

1 Violence Against the Person	406
2 Sexual Offences	30
3 Robbery	6
4 Theft Offences	373
4a1 Burglary Residential	13
4a2 Burglary Business and Community	23
4b Vehicle Offences	20
4c Theft from the Person	2
4d Bicycle Theft	1
4e Shoplifting	268
Theft from shops an stalls	268
4f All Other Theft Offences	46
Total	1186

FAT Outcome Rate YTD

14.0%

FAT Outcome Rate YTD (SP...)

11.9%

% Difference


2.1%

FAT Rate by Mth & Yr



Year	Sep 23	Oct 23	Nov 23	Dec 23	Jan 24	Feb 24	Mar 24	Apr 24	May 24	Jun 24	Jul 24	Total
Current Year	13.0%	11.2%	21.1%	18.0%	12.1%	15.3%	8.7%	15.3%	13.9%	14.0%	12.9%	14.1%
Previous Year	10.2%	8.5%	9.9%	15.1%	12.1%	9.7%	10.3%	12.0%	14.2%	12.7%	8.8%	11.1%
% Difference	2.8%	2.7%	11.2%	2.9%	0.0%	5.6%	-1.6%	3.3%	-0.2%	1.4%	4.2%	2.9%
Total												



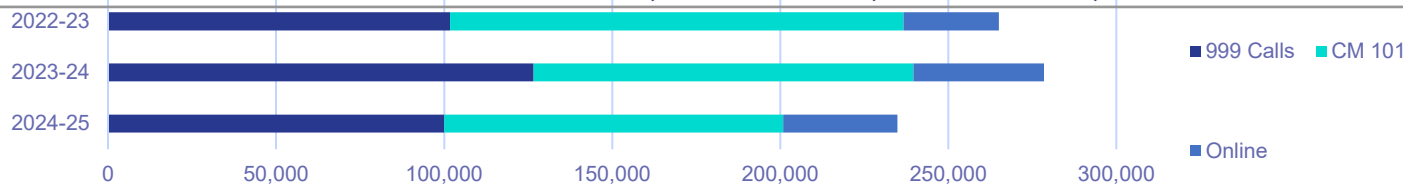


Force 101 Calls – the number of calls that come into the Force and are diverted into the IVR

CM 101 – the number of calls received into Contact Management

Comparison of key measures for YTD period compared to the period for the previous two years

HIOWC	2022-23	2023-24	2024-25	% Change	
999: % SLA	84.24%	75.77%	92.72%	+17%	●
Calls Offered	101,708	126,559	100,085	-21%	▼
Answered	99,989	122,975	99,956	-19%	▼
Ave. Speed to Answer	0:00:11	0:00:14	0:00:03	-79%	●
% Abandoned	1.7%	2.8%	0.1%	-3%	●
AHT	0:09:16	0:09:00	0:10:00	+11%	●
CM 101: Ave. Speed to Answer	0:06:12	0:16:09	0:03:07	-81%	●
Calls Offered	134,930	113,028	100,784	-11%	▼
Answered	96,958	59,750	87,762	+47%	▲
% Ans. within 10 Mins	78%	50%	90%	+40%	●
% Abandoned	28.1%	47.1%	12.9%	-34%	●
AHT	0:14:46	0:15:59	0:16:21	+2%	●
Online Reports:	28,362	38,907	33,962	-13%	▼
Force 101:	212,609	196,993	163,151	-17%	▼



- Performance continues to improve and is substantially better than the last 2 years
- 999 SLA up 17% on same period last year – 92.7% - and CM 101 ASA improved by 81% to 03:07
- YTD demand continues to trend downwards
 - 999: -21%
 - CM 101: -11%
 - Online reports: -13%
- 90% of CM 101 calls answered within 10 mins
- 26% of 999 calls, 3% of CM 101 calls & 31% of Other calls were answered by staff not included within call taking cover

Challenges....or opportunities.....

- Victim Satisfaction
- Drug Related Harm
- Protests
- Resourcing

Engagement Effort

CBO's

9 Criminal Behaviour Orders

- 2 years
- 5 years
- Indefinitely

Local Bobby's

Please see slides to follow

Cops & Coffee

- Gloster Pub / Village Hotel
- Southwood Country Park
- Farnborough Football Club

Community Engagement Channels

- Hants Alert
- Let's Talk
- Facebook

Ben Allman



- Empress
- Knellwood
- St Marks
- [Search - farnborough | Police.uk](https://www.police.uk)
(www.police.uk)

Annette Barnett



- Cherrywood
- Cove and Southwood
- Fernhill
- St Johns
- West Heath

[Search - farnborough | Police.uk](https://www.police.uk)
(www.police.uk)

Baz Laksamba



- Rowhill
- Wellington
- [Search - aldershot north | Police.uk \(www.police.uk\)](#)

Nathan Balchin



- Manor Park
- Aldershot Park
- North Town
- [Aldershot South | Police.uk](https://www.police.uk)
(www.police.uk)

Rouges Gallery

Just a 'few' of our successes

Sentenced to over 32 years combined.

- Violent Disorder (Protests)
- Drugs Offences
- Burglary
- Violence & Robbery





**RELENTLESS
PURSUIT OF
CRIMINALS**

SAFE FOR EVERYONE

**EXCEPTIONAL
LOCAL
POLICING**

**PUTTING
VICTIMS
FIRST**