



## RUSHMOOR BOROUGH COUNCIL

### LICENSING AND CORPORATE BUSINESS COMMITTEE

*at the Council Offices, Farnborough on  
Thursday, 15th January, 2026 at 7.00 pm*

**To:**

Cllr Jacqui Vosper (Chair)  
Cllr Sarah Spall (Vice-Chair)

Cllr C.W. Card  
Cllr Sue Carter  
Cllr A.H. Crawford  
Cllr Jules Crossley  
Cllr P.J. Cullum  
Cllr Lisa Greenway  
Cllr Rhian Jones  
Cllr Bill O'Donovan  
Cllr Sarah Spall  
Cllr P.G. Taylor  
Cllr Jacqui Vosper

**Standing Deputies**

Cllr Abe Allen  
Cllr Leola Card  
Cllr C.P. Grattan

Cllr S.J. Masterson  
Cllr M.J. Roberts  
Cllr T.W. Mitchell

Enquiries regarding this agenda should be referred to the Committee Administrator,  
Lucy Bingham, Democratic and Customer Services, 01252 398128  
[lucy.bingham@rushmoor.gov.uk](mailto:lucy.bingham@rushmoor.gov.uk).

# **A G E N D A**

1. **MINUTES – (Pages 1 - 4)**

To confirm the Minutes of the Meeting held on 21st October, 2025 (copy attached).

2. **COMMUNITY GOVERNANCE REVIEW – (Pages 5 - 50)**

To consider the Monitoring Officer's Report No. LEG2601 (copy attached) which sets out the outcome and recommendations following the second-round consultation on the Council's community governance review for consideration in advance of a report to the Council on 29th January 2026.

3. **EXTENSION OF TERM OF OFFICE FOR DESIGNATED INDEPENDENT PERSON  
– (Pages 51 - 54)**

To consider the joint report of the Corporate Manager – Democracy, and Monitoring Officer No. DEM2601 (copy attached) which proposes an extension to the term of office for the current Designated Independent Person (DIP) until end of April 2028.

## **MEETING REPRESENTATION**

Members of the public may ask to speak at the meeting on any of the items on the agenda by writing to the Panel Administrator at the Council Offices, Farnborough by 5.00 pm two working days prior to the meeting.

Applications for items to be considered for the next meeting must be received in writing to the Panel Administrator fifteen working days prior to the meeting.

-----

# LICENSING AND CORPORATE BUSINESS COMMITTEE

Report of the meeting held on Tuesday, 21st October, 2025 at the Concorde Room, Council Offices, Farnborough at 6.30 pm.

## **Voting Members**

Cllr Jacqui Vosper (Chair)  
Cllr Sarah Spall (Vice-Chair)

Cllr Abe Allen\*  
Cllr Sue Carter  
Cllr A.H. Crawford  
Cllr P.J. Cullum  
Cllr C.P. Grattan\*

Apologies for absence were submitted on behalf of Cllr C.W. Card, Cllr Jules Crossley, Cllr Lisa Greenway, Cllr Rhian Jones, Cllr Bill O'Donovan and Cllr P.G. Taylor.

\*Cllr Abe Allen and Cllr C.P. Grattan attended the meeting as Standing Deputies.

## **1. APPOINTMENT OF CHAIR**

**RESOLVED:** That Cllr. Jacqui Vosper be appointed as Chair of the Committee for the remainder of the 2025/26 Municipal Year.

## **2. APPOINTMENT OF VICE-CHAIR**

**RESOLVED:** That Cllr. Sarah Spall be appointed as Vice-Chair of the Committee for the remainder of the 2025/26 Municipal Year.

## **3. APPOINTMENTS**

### **(1) Licensing Sub-Committee**

**RESOLVED:** That the following Members be appointed to serve on the Licensing Sub-Committee for the remainder of the 2025/26 Municipal Year, on the basis of five Members (2 Labour: 1 Conservative: 1 Rushmoor Independent Group: 1 Liberal Democrat):

Labour Group: Cllrs Rhian Jones and Sarah Spall

Conservative Group: Cllr Jacqui Vosper

Rushmoor Independent Group: Cllr Jules Crossley

Liberal Democrat: Cllr C.W. Card

## **(2) Licensing Sub-Committee (Alcohol and Entertainments)**

**RESOLVED:** That the Corporate Manager - Democracy be authorised to make appointments from the membership of the Licensing and Corporate Business Committee in accordance with the procedure detailed in the Licensing Sub-Committee (Alcohol and Entertainments) Hearings Protocol and Procedure.

## **(3) Licensing Sub-Committee (Taxis)**

**RESOLVED:** That the Corporate Manager – Democracy be authorised to make appointments from the membership of the Licensing and Corporate Business Committee in accordance with the procedure detailed in the Licensing Sub-Committee (Taxis) Hearings Protocol and Procedure.

## **(4) Appointments and Appeals Panels –**

**RESOLVED:** That the Corporate Manager - Democracy be authorised to make appointments to Appointments and Appeals Panels set up on behalf of the Licensing and Corporate Business Committee, in accordance with the membership criteria set out in the Officer Employment Procedure Rules in the Constitution.

## **(5) Constitution Working Group-**

**RESOLVED:** That the membership of the Constitution Working Group included the Chair or Vice-Chair of the Licensing and Corporate Business Committee, and a representative of the Rushmoor Independent Group in addition to the current membership in 2025/26 (Cllrs Porter, O'Donovan, Austin, Lyon, Harden and C. Card).

## **4. POLLING PLACE REVIEW - POLLING DISTRICT FB**

The Committee considered the Corporate Manager – Democracy's Report No. DEM2508, which recommended that the polling place for Fernhill FB be moved to the Ferns Primary School Academy in Fernhill Ward, Farnborough.

The Committee noted that following the Parliamentary election in July 2024, feedback showed that the polling place at The Fox Inn, Chapel Lane in Fernhill, was not a suitable venue for use as a polling place for parliamentary elections as the premises did not have sufficient space for two polling stations, and there were some accessibility issues. The Electoral Commission guidance stated that it was essential that polling stations provided sufficient space for voting to take place. The Elections Group recommended a review of the polling place for Fernhill FB polling district at its meeting on 29th April 2025 and agreed to consult on changing the polling station to the Ferns Primary Academy, Field Road in Fernhill Ward, Farnborough. The Elections Group considered the findings of the public consultation at its meeting on 23rd September 2025 and recommended that the polling place be moved to the Ferns Primary Academy. Concerns raised by residents in the public consultation included potential school closures and difficulty finding the venue from the main

road. The Committee noted that the school would not have to close on polling days, as the polling station would be segregated from the rest of the school. Maps would be included with poll cards and additional signage would be placed on the main road.

During discussion, Members agreed that the Ferns Academy had more suitable accessibility arrangements for people with disabilities, including parking, which was a strong reason for supporting the change in polling place.

**RESOLVED** That:

- (1) the polling place for Fernhill FB be moved to The Ferns Primary Academy;
- (2) a map showing the location of The Ferns Academy be included with the poll card for the next election; and
- (3) additional signage from the main road to The Ferns Academy be provided on polling day.

The meeting closed at 7.01 pm.

This page is intentionally left blank

**LICENSING AND BUSINESS  
COMMITTEE****MONITORING OFFICER****15 January 2026****REPORT NO. LEG26/01****CONCLUSION OF THE COMMUNITY GOVERNANCE REVIEW****SUMMARY AND RECOMMENDATIONS:**

Following report LEG25/10 (2<sup>nd</sup> July 2025), Council on 10<sup>th</sup> July 2025 approved the Terms of Reference for a Community Governance Review (CGR), which therefore commenced the CGR process.

The first-round consultation demonstrated some public support for an additional tier of local governance. Council on 25<sup>th</sup> September 2025 approved a recommendation for a second-round consultation, and agreed that this Committee should consider the results of the same in order to make recommendations to Council, due to sit on 29<sup>th</sup> January 2026.

**Recommendation:**

1. That Committee recommends to Council that in light of the CGR consultation results there should be no change in the community governance arrangements across Rushmoor Borough Council.

**1. INTRODUCTION**

- 1.1. The Council Delivery Plan commits the Council to achieve the best outcome for Rushmoor residents and businesses from Local Government Reorganisation (LGR), to engage with residents and businesses, and to ensure their needs are met. The size and location of Rushmoor Borough Council means that our residents and local businesses are used to a visible, very local council, and very local representation. As LGR will result in a unitary council which is much larger, and potentially one which will not be sited as locally as Rushmoor, a proposal to enter into a CGR was brought forward. The Terms of Reference were approved at Council on 10<sup>th</sup> July 2025. On 25<sup>th</sup> September 2025, Council approved a second-round CGR consultation. This report sets out the results of the second-round consultation.
- 1.2. Those who responded to the consultation demonstrated some support for an additional tier of community governance in Rushmoor. However, the number of such respondents, both as a stand-alone figure and when considered as a proportion of the over 18 population of the Borough is so low that it cannot be said there is public support for the creation of the same. This is particularly

important when balanced with fact that the creation of parish councils brings with it a council tax precept.

- 1.3. As previous reports have explained, to create a town council one has to first create a parish council. The language of this report will therefore refer to parish councils. Residents were also asked about their views on Neighbourhood Area Committees (NAC) as an alternative to parish councils in terms of hyper-local representation. The differences between the two were explained to residents by way of a table introducing the consultation.

## **2. DETAILS OF THE CONSULTATION RESPONSES**

- 2.1. The full report analysing the consultation responses is at Appendix 1. The consultation was primarily online, seeking views as to residents' preferences for community governance. As part of the consultation materials, a full table of indicative council tax precepts was prepared, which appears at Appendix 2. Four direct face to face engagement sessions were arranged as set out in Appendix 1. Additionally, at the request of the group, the Monitoring Officer had a meeting with the Wellesley Resident's Committee. She also wrote to the Rushmoor People First group, acknowledging their voice and encouraging they take part in the consultation.
- 2.2. A total of 610 responses were received. For comparison, the first-round consultation received 412 responses.
- 2.3. In relation to the 610 responses, according to the 2021 census there were 40,160 residents of Aldershot and 59,580 in Farnborough. While we are aware the population has increased to 105,750 in total according to the 2024 mid-year population estimate, those figures are produced on local authority area level rather than more granularly (Appendix 3, Population Data Sheet July 2025).
- 2.4. In the financial year 2025-2026 there were there were 43,071 council tax paying households across Rushmoor Borough Council area (Appendix 2 (24,881 in Farnborough and 18,190 in Aldershot)). If we assume each respondent represented an individual council tax paying household (which we have no way of knowing, and some households may have submitted more than one response further reducing the following figures), the response figure represents 1.42% of the council tax paying households. This figure is especially important when considering the graphs produced of respondents, in light of the fact that parish councils will come with a council tax precept.
- 2.5. Breaking the responses down geographically according to the 2021 Census, 59.9% of residents lived in Farnborough and 40.2% lived in Aldershot. Of our respondents, 58% lived in Farnborough and 38% lived in Aldershot, the remainder answering 'other'. In numerical terms that is 347 respondents said they reside in Farnborough and 227 said they reside in Aldershot. That equates, based on the assumption above, that 1.39% of Farnborough council tax paying households responded, and 1.25% of Aldershot residents.



- 2.6. Due to the under-representation of in particular the Nepali community in the first-round consultation, Rushmoor Citizens Advice were instructed to conduct a direct engagement piece of work with visitors from that community and assist them in completing the consultation. That resulted in them completing approximately 80 consultation responses with the Nepali community, meaning they are well represented in the responses. A full breakdown of the demographics of respondents is within the analysis report at Appendix 1.
- 2.7. For the purposes of this report, questions 3 and 6 are of importance, which are largely the same question, but asked before and then after the concept of council tax precept has been introduced.

### Question 3:

In the first part of our public consultation in the summer, we found that there was public support for having parish councils or neighbourhood area committees. Over 60% of the people that completed our survey thought that they should be introduced in Aldershot and Farnborough.

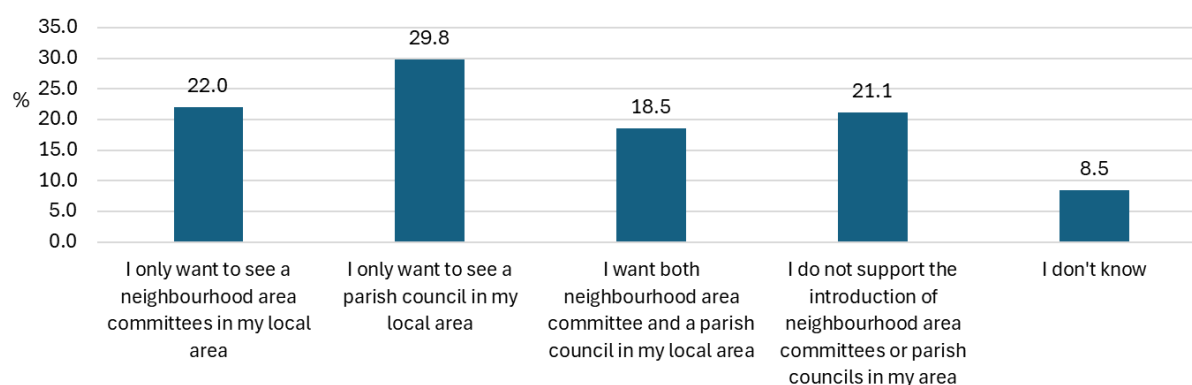
We would now like to explore this in more detail, to understand what you would prefer.

#### 3. Which of the following options, would you prefer in your local area? *(please tick one)*

- ☐ I would like to see neighbourhood area committees in my local area
- ☐ I would like to see parish councils in my local area
- ☐ I would like to see both neighbourhood area committees and parish councils in my local area
- ☐ I do not support the introduction of neighbourhood area committees or parish councils in my area
- ☐ I don't know

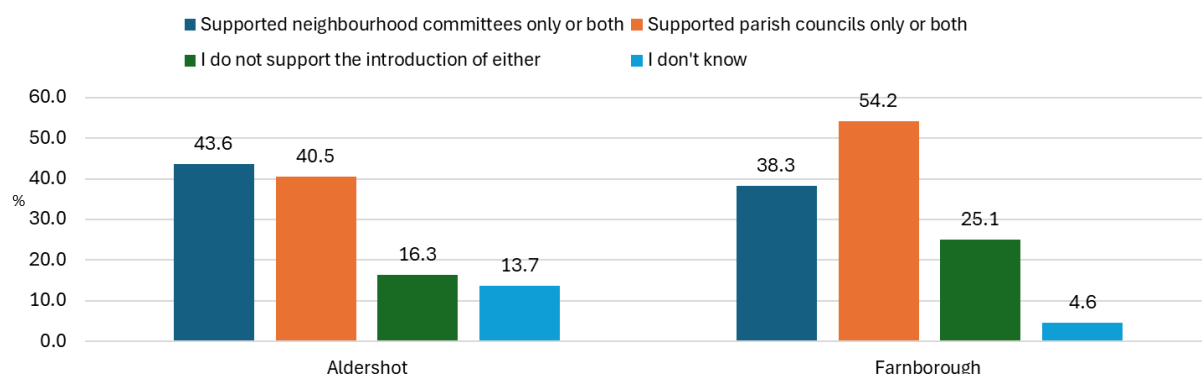
If you would like to give more information to explain your answer, please do so here:

- 2.8. All 610 respondents answered this question. In graphical form, their responses were:



2.9. Broken down into figures, the responses are that 134 residents want only NACs. 182 residents wanted parish councils. 113 residents wanted both, while 129 respondents wanted neither, with 52 residents not knowing.

2.10. In terms of how Aldershot and Farnborough separated over this question:



2.11. The graph needs to be put into the context of the numerical values. For Aldershot, that means that 43.6% of 227 respondents want to see NACs, or both NACS and parish councils; 40.5% of 227 respondents want to see parish councils or parish councils and NACs, 16.3% of 227 do not support either and 13.7% of 227 residents do not know.

2.12. For Aldershot when we look at those responses in line with council tax paying households, continuing to assume one response per household, that means 0.55% of council tax paying households have expressed the view that they want NACs or NACs and parish councils. On the same basis approximately 0.5% want parish councils or both, whereas approximately 0.2% want neither.

2.13. For Farnborough when we do the same calculations on the same basis, 0.53% of council tax paying households have expressed a view that they want NACs or NACs and parish councils, 0.7% want parish councils or both, and 0.34% want neither.

2.14. Question 6 was similar to question 3, but posed after the concept of a council tax precept was introduced. It was framed as below, and in particular included the warning that although Rushmoor Borough Council could set the amount in the first year at £3 per month for Band D, thereafter it would likely raise to between £8-12 per month:

### Costs associated with running a parish council

A parish council would be funded through an extra charge paid through your council tax, this is called a precept.

**If we were to create an Aldershot and a Farnborough parish council, we think that a Band D precept of £3 per month for the first year (2026/27) would give enough funding for it to start running.**

Once a parish council has been set up and decisions have been taken on the services it would provide; the ongoing running costs would then be set in future years, and the precept amount could increase from 2027/28 depending on the costs and income of the services the parish council chooses to deliver.

Please see the booklet you received with this questionnaire, or go to [www.rushmoor.gov.uk/examplecounciltaxprecepts](http://www.rushmoor.gov.uk/examplecounciltaxprecepts) to see some detail on how different precept amounts could affect the amount of council tax you pay.

It is likely that the costs of a parish council delivering similar services in Aldershot or Farnborough would range from an additional £8 to £12 a month (over 10 months).

**6. With the additional costs of running a parish council in mind, which of the following options do you prefer? (please tick one)**

- ☐ I only want to see a neighbourhood area committees in my local area
- ☐ I only want to see a parish council in my local area
- ☐ I want both neighbourhood area committee and a parish council in my local area
- ☐ I do not support the introduction of neighbourhood area committees or parish councils in my area
- ☐ I don't know

If you would like to give more information to explain your answer, please do so here:

2.15. A Band D precept of £3 per month means that the various households across the Borough would pay:

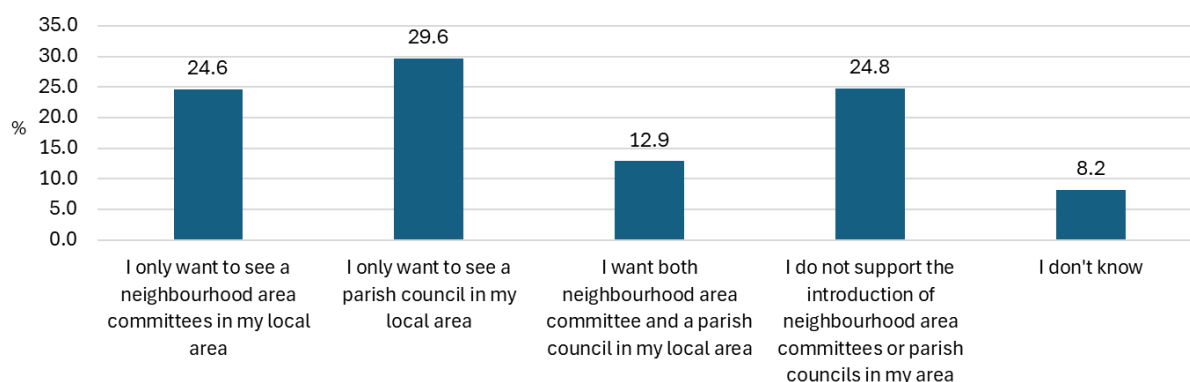
### Aldershot - Band D precept amount of £30 per year

Council tax band	Number of Households	Precept amount per band (£)	Total amount payable by band (£)
A	902	20.00	18,040
B	3,598	23.33	83,941
C	7,858	26.67	209,573
D	3,952	30.00	118,560
E	1,377	36.67	50,495
F	435	43.33	18,849
G	64	50.00	3,200
H	4	60.00	240

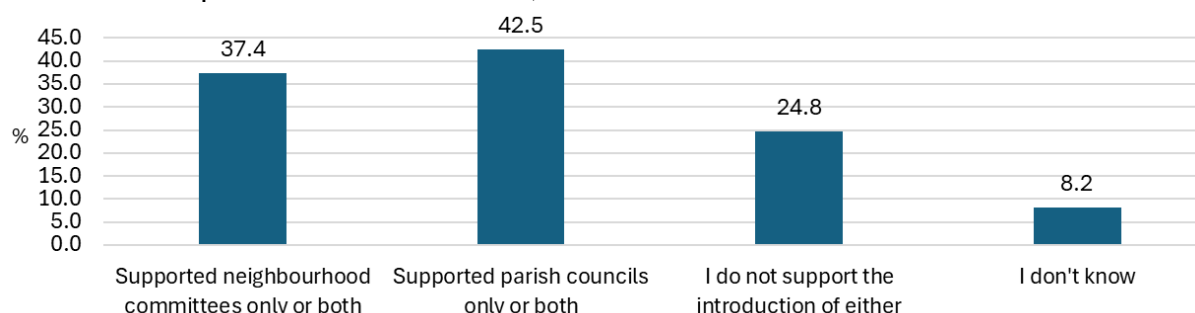
## Farnborough - Band D precept amount of £30 per year

Council tax band	Number of Households	Precept amount per band (£)	Total amount payable by band (£)
A	615	20.00	12,300
B	5,654	23.33	131,908
C	9,116	26.67	243,124
D	5,194	30.00	155,820
E	2,878	36.67	105,536
F	888	43.33	38,477
G	529	50.00	26,450
H	7	60.00	420

2.16. Following this question, there was a drop of response rate from 610 to 513. The graph therefore cannot be directly compared to that of question 3, as it has a lower response rate. Overall, 152 residents wanted parish councils, 126 supported NACs, 127 supported neither, 66 wanted both, and 42 didn't know:



2.17. When the responses were combined, it looked like this:



2.18. However, we are now talking about percentages of 513 respondents, which means that, working on the same basis of one response per council tax paying household, 218 residents over 43,071 households have expressed a view they would like parish councils, or both. Even if we add the 37.4% to 42.5%, that means 410 people over 43,071 council tax paying households have agreed to a potential increase in council tax, which is fewer than 1% of the council tax paying households.

- 2.19. Although the legislation<sup>1</sup> relating to CGR requires public consultation, it does not make it determinative of the outcome. However, it is information to assist decision-makers in considering whether or not to alter community governance across the Borough, it being purposeful in gauging public sentiment. When the response rate and the responses themselves are considered in terms of the council tax paying households, the data reveals very limited support for any alteration, which is coupled with a position that the data-set itself does not give majority support for any particular outcome. The conclusion drawn from the data is that there is very limited public support for any change in community governance, and therefore the recommendation is that there should be no change.

### **Consultation**

- 2.20. Residents have been consulted twice throughout the CGR process, via the first and second-round formal consultations. Partners were also contacted throughout both consultations.
- 2.21. Members have been consulted formally and informally throughout the entirety of the CGR process, through Corporate Governance, Audit and Standards Committee, two meetings of Council, Policy and Project Advisory Board, and member briefings.

## **3. IMPLICATIONS**

### **Risks**

- 3.1. Parish Councils would have preserved the Mayoralty and associated regalia. This risk had been accounted for in the Local Government Reorganisation submission, where all councils involved in the submission notified Government that the preservation of ceremonial and civic arrangements would have to be contained within the Orders made during the process. The risk has therefore been appropriately mitigated by that insertion, and it will be the responsibility of the Monitoring Officer to ensure, once draft orders/statutory instruments are received, that the appropriate provisions are contained within them. For ease, the relevant part of the submission can be found below.

---

<sup>1</sup> Local Government and Public Involvement in Health Act 2007

## **Retaining ceremonial and civic arrangements**

Our proposals include applications from the constituent authorities to retain City status (for existing cities) and to retain the status of existing civic and ceremonial positions including, but not limited to, Lord Mayor or Mayor status for the different areas, Admiral of the Port for Southampton and Portsmouth and other civic and ceremonial functions. The constituent authorities would seek the retention of these civic and ceremonial roles in subsequent Designation Orders to ensure the historic and community value of these roles are recognised and retained for the benefit of the areas. We are keen to talk to the government about this as the process moves forward.

### **Legal Implications**

- 3.2. Other than ensuring that the Mayoralty is preserved by way of Charter Trustees in the Local Government Reorganisation orders/statutory instrument, there are no specific legal implications arising from the proposed course of action.

### **Financial Implications**

- 3.3. There are no further financial implications in respect of the CGR process.

### **Resource Implications**

- 4.4. None. This will end the CGR process and no further resources will be required.

### **Equalities Impact Implications**

- 4.5. None.

## **5 CONCLUSIONS**

- 5.5. Public consultation has shown very limited support for any change in community governance, particularly when the issue of council tax precept was introduced. While not determinative of the outcome of a CGR, given the very low positive response rate it cannot be said that a council tax precept could be justified by way of changing community governance to include parish councils. Given the financial position of many households across the Rushmoor Borough Council area, that is an important consideration when determining community governance arrangements going forward.

## **6. RECOMMENDATION**

- 6.1. That Committee recommends to Council that there should be no change in community governance arrangements across the Borough.

**LIST OF APPENDICES/ANNEXES:**

Appendix 1 – Analysis Report

Appendix 2 – Indicative Council Tax precepts

Appendix 3 – Population Data Sheet July 2025

**BACKGROUND DOCUMENTS:**

Report LEG25/10

Report XXX

**CONTACT DETAILS:**

**Report Author**

**Amanda Bancroft**

**Interim Monitoring Officer and CM Legal Services**

**[Amanda.bancroft@rushmoor.gov.uk](mailto:Amanda.bancroft@rushmoor.gov.uk)**

# Councils are changing – we want to know your views!

Community Governance Review Second Consultation Report  
December 2025

Consultation report by Policy, Strategy and Transformation



## Contents

	Page
Introduction	3
Method	3
Reponses	4
Executive summary	4
Characteristics of respondents	5
Results of resident survey	8
Summary	21
Appendix A- Copy of residents' survey	22
Appendix B– Copy of social media artwork	28
Appendix C – Copy of poster	29

## Introduction

In response to Local Government Reorganisation (LGR), which would replace Rushmoor with a larger unitary council providing all local services, the council is exploring what, if any, local arrangements residents would like to see to ensure their voices continue to be heard in local decision making. This is called a Community Governance Review (CGR).

During the first phase of the public consultation in the summer, there was some support for establishing parish councils or neighbourhood area committees. Please see the [community governance review update and next steps report](#) for the full results and recommendations.

At the [extraordinary meeting of the council on Thursday 25 September](#), councillors voted in favour of a second, more detailed phase of consultation to understand what residents would like to see locally.

This stage of consultation has been designed to collect local residents' views on practical details, including how the arrangements might operate, what they would prefer, which services should be included, possible costs and whether they would be satisfied with the alternative of a larger council.

## Method

The consultation took the form of a survey (appendix A), which was available online, and paper versions were available at the Council Offices upon request.

There were also four drop in events where residents could talk about this consultation:

- Princes Mead, Farnborough on Tuesday 4 November
- Princes Gardens, Aldershot on Saturday 15 November
- The Wellington shopping centre, Aldershot on Thursday 20 November
- Queensmead/The Landing, Farnborough on Saturday 22 November

The survey was also advertised via the council's social media and email news.

Citizens Advice Rushmoor (CA) were commissioned to help capture the views of the Nepali community. They carried out around 80 surveys with their clients.

Also, during November the Council also carried out a random household resident survey. Paper copies of the survey were handed out to households that completed the residents survey.

The consultation was to run from Thursday 9 October to Friday 28 November 2025, but was extended to Friday 5 December to increase responses.

## Reponses

Overall, there were 610 responses to the resident survey, with 570 online responses and 39 paper responses. A number of these responses were completed with the assistance of the CA, who carried out around 80 surveys with the Nepali community.

For reference purposes the first CGR survey received 412 responses.

## Executive summary

Overall, there was not a majority in favour of any of the options. There was a little more support for parish councils only, but this was under 30% of respondents. Aldershot respondents tended to prefer neighbourhood area committees and Farnborough respondents tended to prefer parish councils.

If the neighbourhood area committees and/or parish council went ahead, there was slightly more support for there to be two bodies, one for Aldershot and one for Farnborough.

There was concern about the costs, the introduction of another layer/level and the representation of local people.

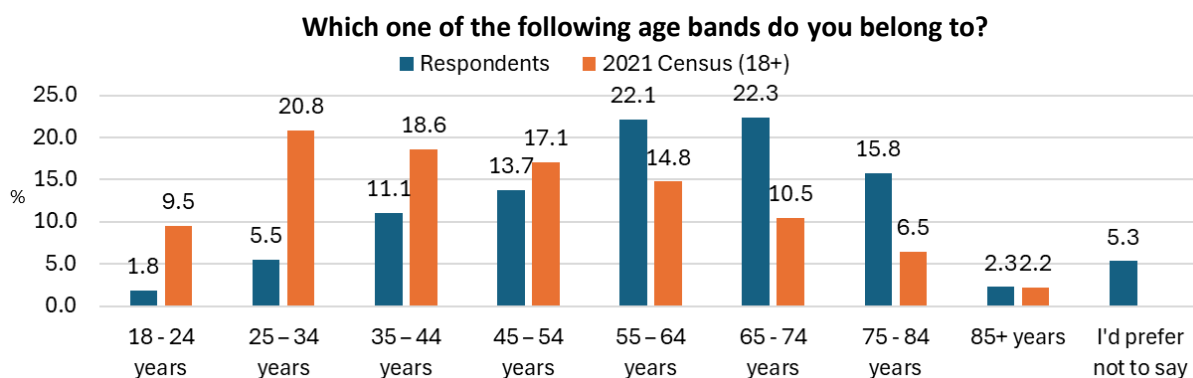
## Characteristics of respondents of resident survey

These questions were only open to those over 18 years of age.

*Note: two respondents identified as being under 18 years of age.*

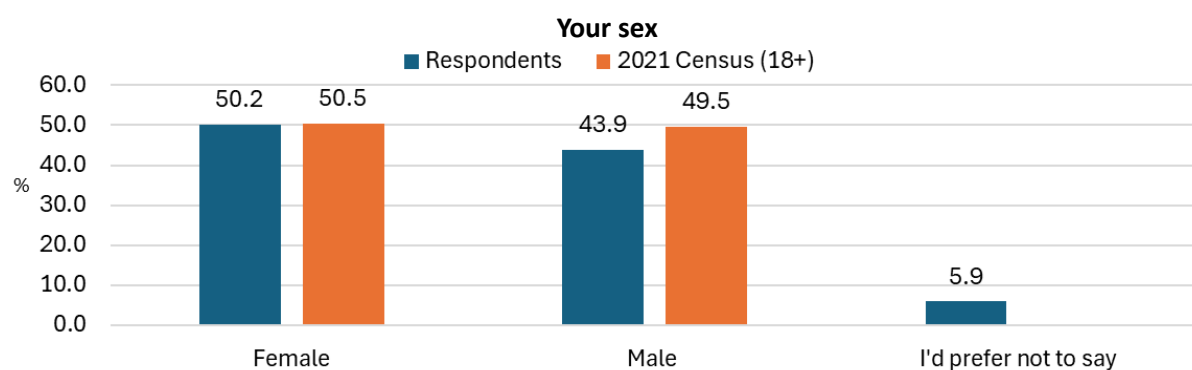
### Which one of the following age bands do you belong to?

In total 488 respondents completed this question. Those under 44 years of age are underrepresented and those over 55 to 84 years of age are over-represented.



### Your sex

In total 476 respondents completed this question. 50.2% (239) of respondents indicated that they were female and 43.9% (209) of respondents indicated that they were male. For reference purposes, the 2021 Census indicated that there were slightly more females than males over the age of 18 in Rushmoor. Males are slightly underrepresented in the survey.



### What is your ethnic group?

In total 489 respondents completed this question. When compared to the data from the 2021 Census, the Nepali population, which makes up the vast majority of the Asian other group, is over-represented. In the first Community Governance Review there were zero respondents identified as Nepali, because of this it was decided to work the CA to increase responses from the Nepali community.

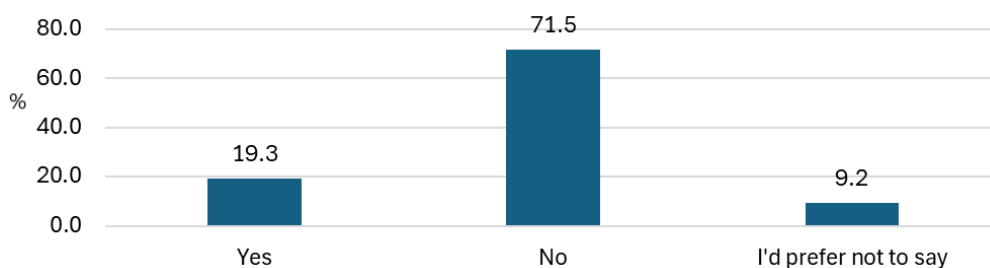
Respondents	Number	%	2021 Census (18+)
Asian, Asian British or Asian Welsh: Bangladeshi	0	0.0	0.3
Asian, Asian British or Asian Welsh: Chinese	0	0.0	0.5
Asian, Asian British or Asian Welsh: Indian	2	0.4	2.0
Asian, Asian British or Asian Welsh: Other Asian	82	16.8	11.2
Asian, Asian British or Asian Welsh: Pakistani	1	0.2	1.0
Black, Black British, Black Welsh, Caribbean or African: African	2	0.4	1.4
Black, Black British, Black Welsh, Caribbean or African: Caribbean	1	0.2	0.7
Black, Black British, Black Welsh, Caribbean or African: Other Black	0	0.0	0.2
Mixed or Multiple ethnic groups: Other Mixed or Multiple ethnic groups	0	0.0	0.5
Mixed or Multiple ethnic groups: White and Asian	2	0.4	0.5
Mixed or Multiple ethnic groups: White and Black African	0	0.0	0.2
Mixed or Multiple ethnic groups: White and Black Caribbean	1	0.2	0.5
Other ethnic group: Any other ethnic group	5	1.0	2.9
Other ethnic group: Arab	1	0.2	0.2
White: English, Welsh, Scottish, Northern Irish or British	342	69.9	71.3
White: Gypsy or Irish Traveller	0	0.0	0.2
White: Irish	3	0.6	0.8
White: Other White	15	3.1	5.7
I'd prefer not to say	32	6.5	

Of five respondent that answered other ethnic group, the main theme of the answers were white English or English (four respondents).

### Do you consider yourself to have any health conditions or disabilities, which limit your daily activities?

In total 399 respondents completed this question. 71.5% (349) of respondents indicated that they didn't have any health conditions or disabilities which limited their daily activities. 19.3% (94) of respondents indicated that they did have health conditions or disabilities which limited their daily activities. For reference purposes, 16.4% of residents over 18 in the 2021 Census indicated that they were disabled under the Equality Act.

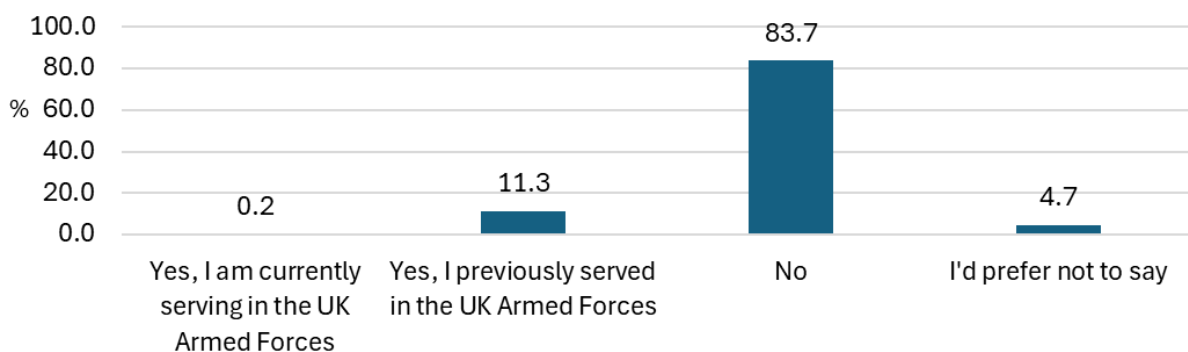
#### Do you consider yourself to have any health conditions or disabilities, which limit your daily activities?



## Are you currently serving in the UK Armed Forces or have you previously served in the UK Armed Forces?

In total 457 respondents completed this question. 83.7% of respondents (407) are not and have not served in the armed forces, 11.3% (55 respondents) indicated that they previously served in the armed forces. One respondent indicated that they were currently serving. For reference purposes, the 2021 Census indicated that 6.7% of Rushmoor adults have previously served in UK armed forces as a regular and/or reserve.

### Are you currently serving in the UK Armed Forces or have you previously served in the UK Armed Forces?

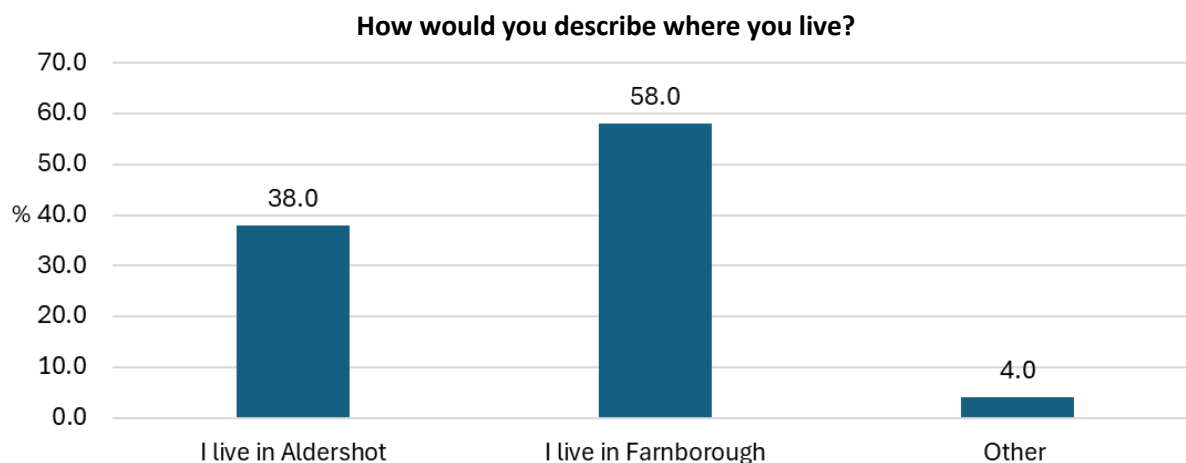


Of those who had previously served in the UK Armed Forces, 83.6% were Male and 43.6% were Nepali.

## Results of resident survey

### Question 1: How would you describe where you live?

In total 598 respondents completed this question. According to the 2021 Census, 59.9% of Rushmoor residents lived in Farnborough and 40.2% lived in Aldershot. 58.0% (347) of respondents indicated that they were Farnborough residents and 38.0% (227) of respondents indicated that they were Aldershot residents. If you exclude the 'Other' responses then the survey is close to being representative of the towns.

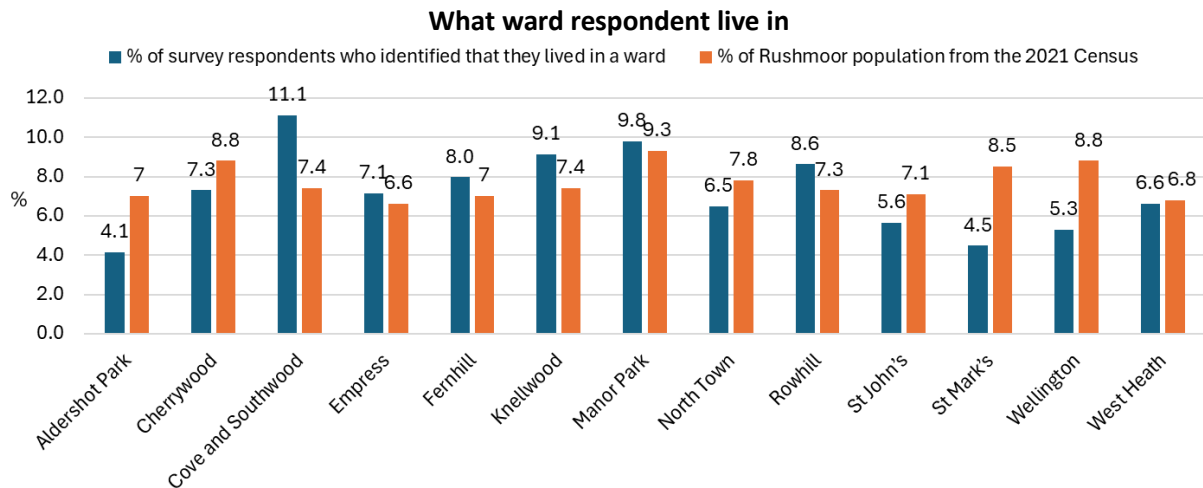


24 respondents (4.0%) indicated other four of these indicated they lived in North Camp. Other responses mentioned more than once included: own a shop in North Camp, Cove and Fleet.

As this survey asked about geographical areas, the some of the results of the remaining questions will be spilt by town.

### Question 2: So that we can tell if there any differences between areas, please tell us what ward you live in

In total 603 respondents completed this question. 22 respondents didn't know what ward they lived in, 12 respondents didn't live in a ward in Rushmoor and 4 preferred not to say. The following chart shows the percentage of those who lived in a ward in Rushmoor, compared with the percentage of Rushmoor population in each ward.



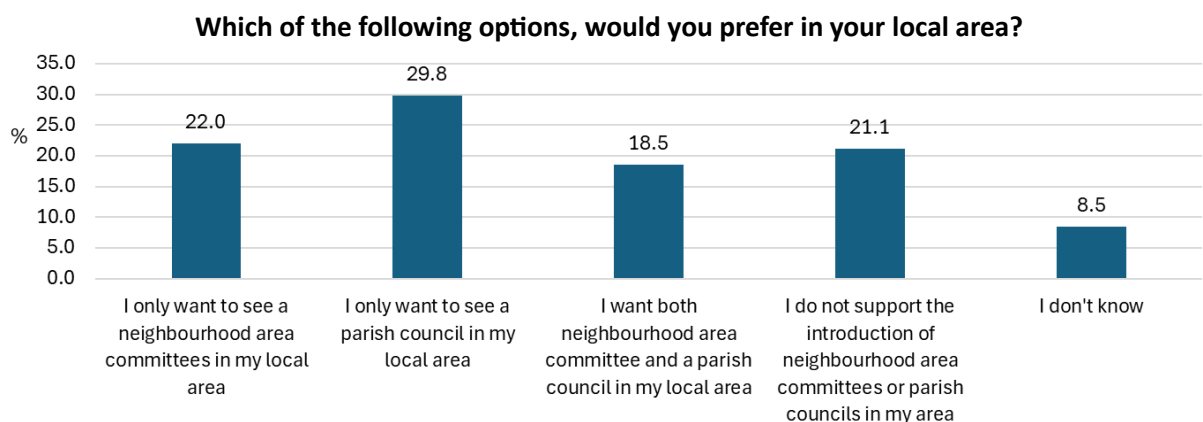
Cove and Southwood ward is overrepresented by more than 2%. Aldershot Park, St Marks' and Wellington ward are underrepresented by more than 2%.

The wards with the lowest number of responses were Aldershot Park ward (25 respondents) and St Mark's ward (27 respondents). All other wards had over 30 respondents.

Although, the ward data is not representative of the wards, as this survey asked about geographical areas, the some of the results of the remaining questions will be spilt by ward to give an indication of what some people think that live in a ward.

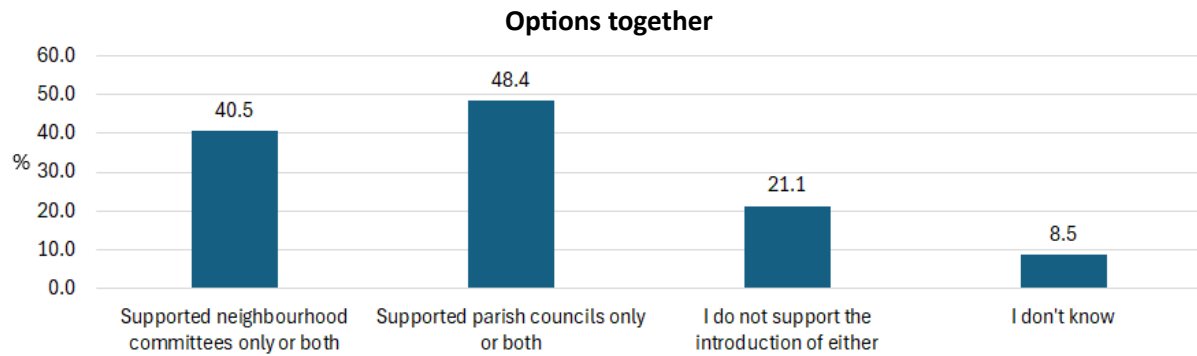
### Question 3: Which of the following options, would you prefer in your local area?

All 610 respondents completed this question. There was slightly more support for only parish councils, but the this was only 29.8% (182 respondents). 22.0% (134 respondents) supported only neighbourhood committees, 21.1% (129 respondents) wanted neither and 18.5% (113 respondents) wanted both. 8.5% (52 respondents) didn't know.



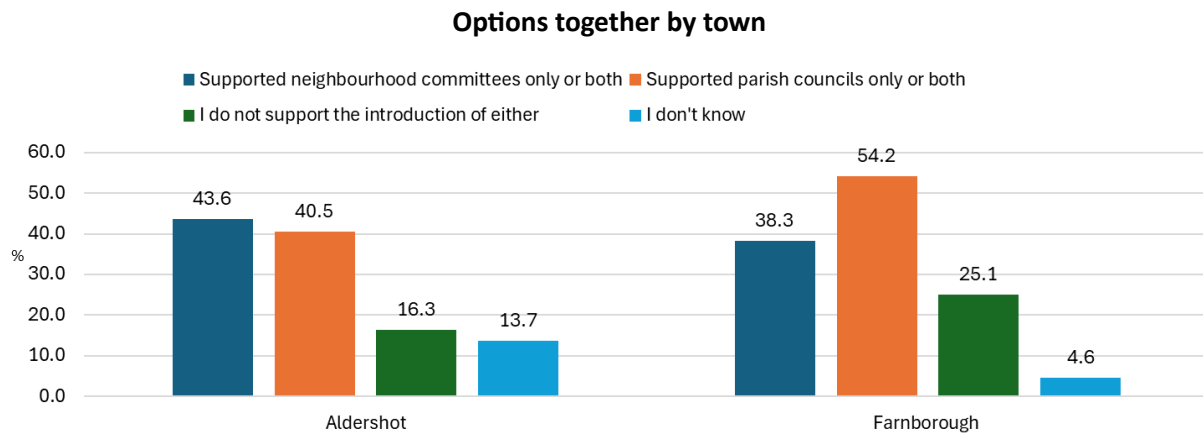
Responders could only choose one option. Combining total support for neighbourhood committees and parish councils across all the options still did not produce a majority answer.





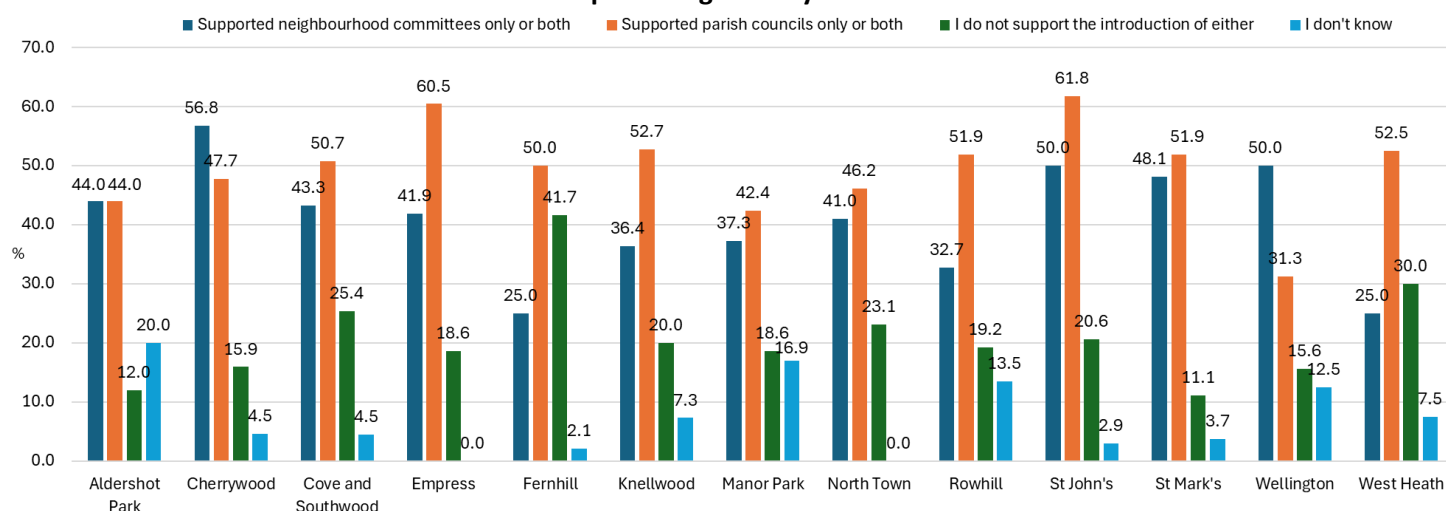
### *Geographic split*

Overall, there was slightly more support for neighbourhood area committees from Aldershot respondents (43.6% supported neighbourhood area committees only and both neighbourhood area committees and parishes). While Farnborough respondents tended to support parish councils more (54.2% supported parish councils only and both neighbourhood committees and parishes)



The result by ward show that there was more support for neighbourhood committees from respondents who lived in Cherrywood ward (56.8%) and Wellington ward (50.0%). There was more support for parish councils from respondents who lived in St John's ward (61.8%), Empress ward (60.5%), Knellwood ward (52.7%), West Heath ward (52.5%), Rowhill ward (51.9%), Cove and Southwood ward (50.7%) and Fernhill ward (50%). 44% of Aldershot Park ward respondents supported neighbourhood committees and 44% supported parish councils.

### Options together by ward

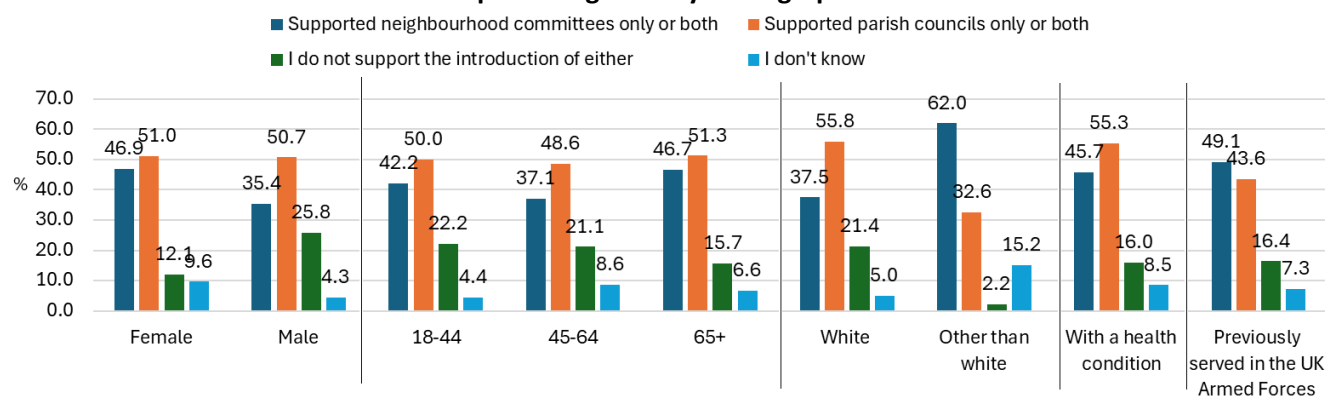


Note: as the number are small for some wards these results only give an indication of what some people in a ward think.

### Demographical split

All groups except for those other than white and those who have previously served in the UK Armed Forces, supported parish councils more than neighbourhood area committees. The difference between supporting neighbourhood area committees and parish councils was closer for females and those over 65 years of age.

### Options together by demographics



### Comments

There were 131 comments for this question, the main theme of these were:

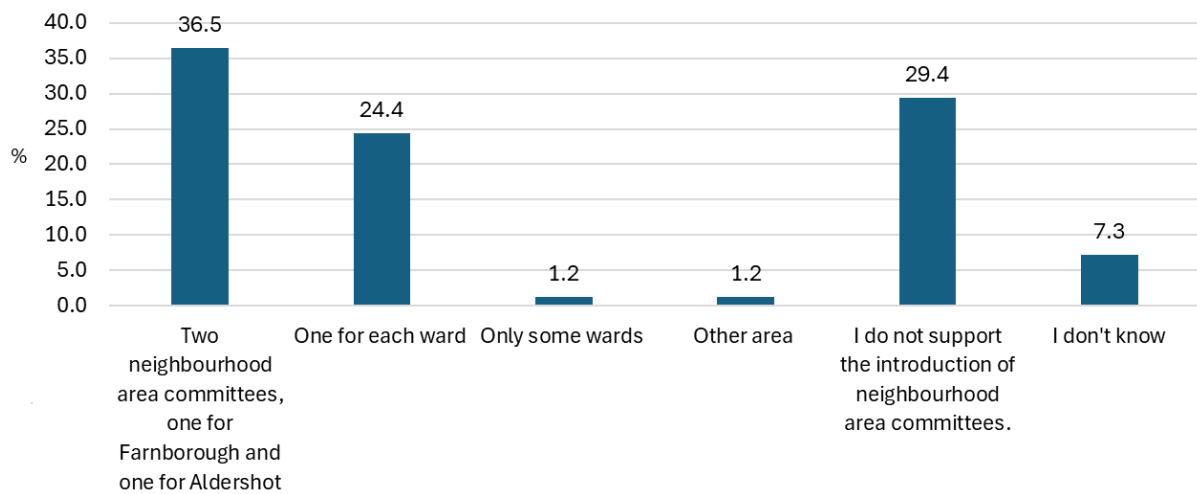
- Representation / local people and local voice (mentioned in around 24 comments)
- Don't want extra layer/level (mentioned in around 21 comments)
- Don't want extra cost or Council Tax rises (mentioned in around 20 comments)
- Parish councils have more powers/are more legitimate (mentioned in around 10 comments)
- Agree with neighbourhood area committees (mentioned in around 8 comments)
- Don't want a unitary/stay the same (mentioned in around 8 comments)
- More information need/ what's the difference? (mentioned in around 7 comments)
- They are ineffectual (mentioned in around 7 comments)

- Waste of money (mentioned in around 7 comments)

#### Question 4: If we introduced neighbourhood area committees, what areas do you think they should cover?

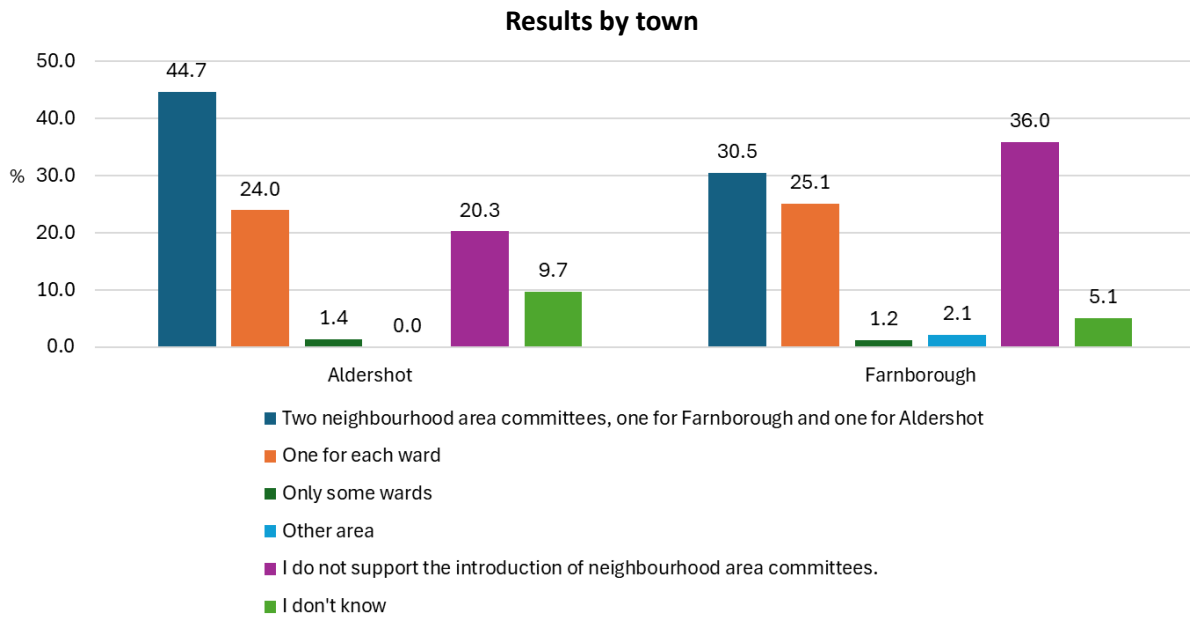
In total 578 respondents completed this question. The most support was for two neighbourhood area committees, one for Farnborough and one for Aldershot (36.5% -211 respondents). Followed by 29.4% (170 respondents) who did not support the introduction of neighbourhood area committees. 24.4% (141 respondents) thought that there should be a neighbourhood area committee for each ward.

#### If we introduced neighbourhood area committees, what areas do you think they should cover?



#### Geographic split

Aldershot respondents were more likely to support two neighbourhood area committees, one for Farnborough and one for Aldershot (44.7%) and Farnborough respondents were more likely to not support the introduction of neighbourhood committees (36.0%).

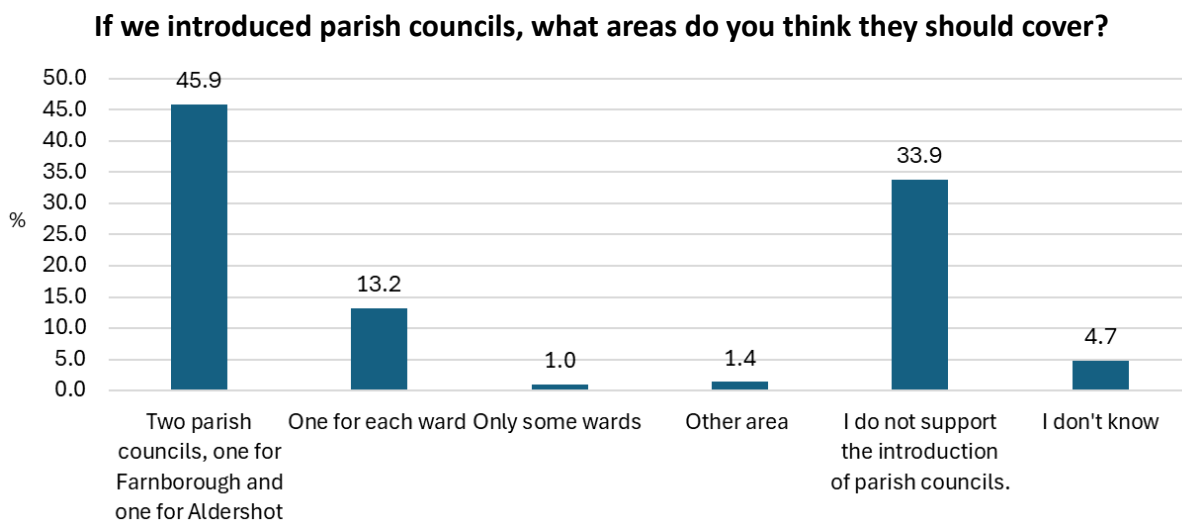


There were 56 comments for this question, the main themes of these were:

- Comments and suggestions that a town is too big and a ward is too small (mentioned in around 14 comments). Including two that suggested two per two and two that suggested Hampshire Council wards.
- Town or Aldershot and Farnborough (mentioned in around 6 comments)
- Neighbourhood area committees are ineffectual (mentioned in around 6 comments)
- North Camp (mentioned in around 4 comments)
- One per ward (mentioned in around 4 comments)

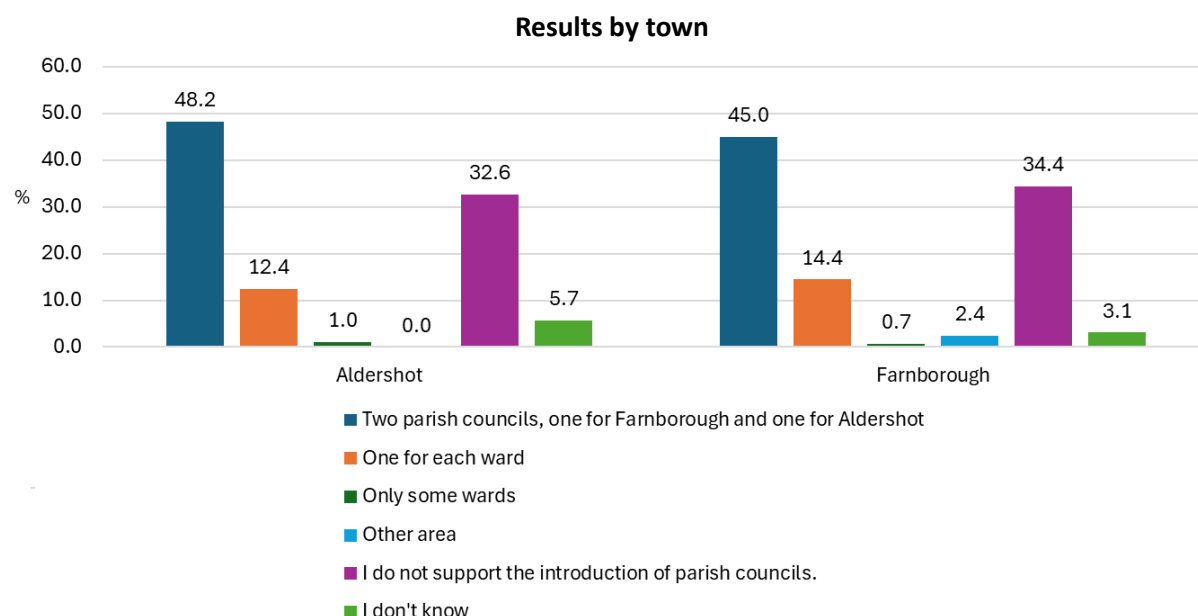
### Question 5: If we introduced parish councils, what areas do you think they should cover?

In total 508 respondents completed this question. The most support was for two parish councils, one for Farnborough and one for Aldershot (45.9% -233 respondents). Followed by 33.9% (172 respondents) who did not support the introduction of parish councils. 13.2% (67 respondents) thought that there should be a parish council for each ward.



### Geographic split

Both Aldershot and Farnborough respondents were more likely to support parish councils, one for Farnborough and one for Aldershot. Followed by not supporting the introduction of parish councils.



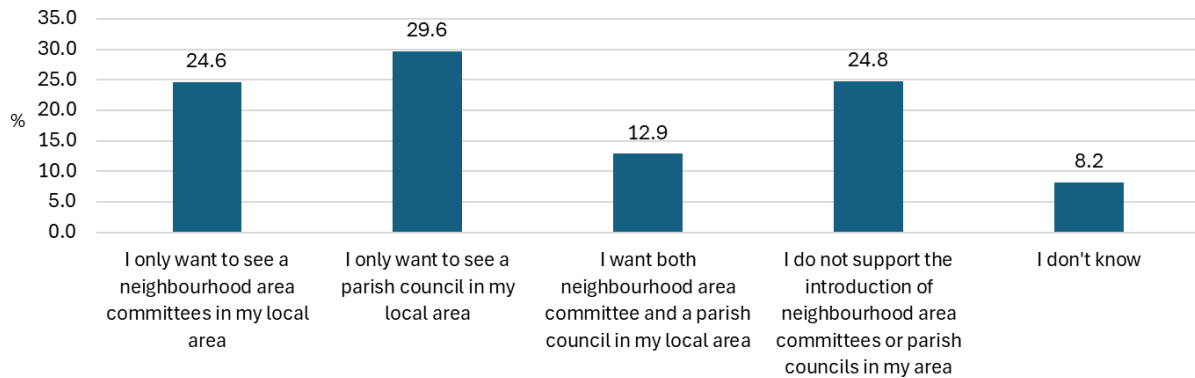
There were 42 comments for this question, the main themes of these were:

- Town or Aldershot and Farnborough (mentioned in around 5 comments)
- No to extra costs (mentioned in around 5 comments)
- North Camp (mentioned in around 4 comments)

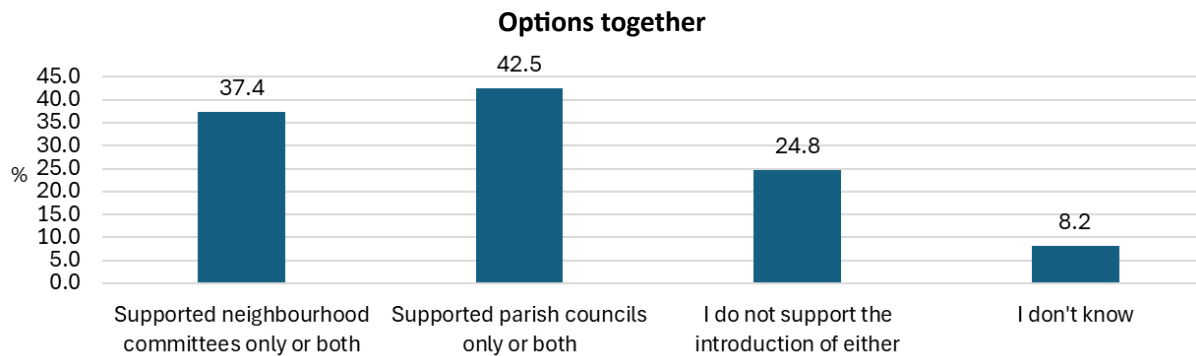
### Question 6: With the additional costs of running a parish council in mind, which of the following options do you prefer?

Overall, 513 respondents completed this question. This question required an answer but some respondents dropped out of the survey before answering the question. There was slightly more support for only parish councils, but the this was only 29.6% (152 respondents). 24.6% (126 respondents) supported only neighbourhood area committees, 24.8% (127 respondents) supported neither and 12.9% (66 respondents) wanted both. 8.2% (42 respondents) didn't know.

**With the additional costs of running a parish council in mind, which of the following options do you prefer?**



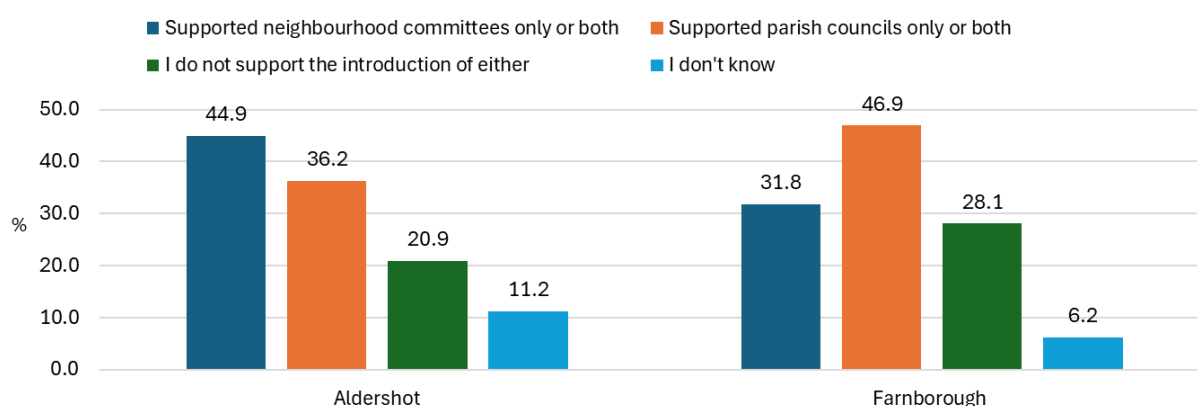
Responders could only choose one option. Combining total support for neighbourhood committees and parish councils across all the options still did not produce a majority answer.



### *Geographic split*

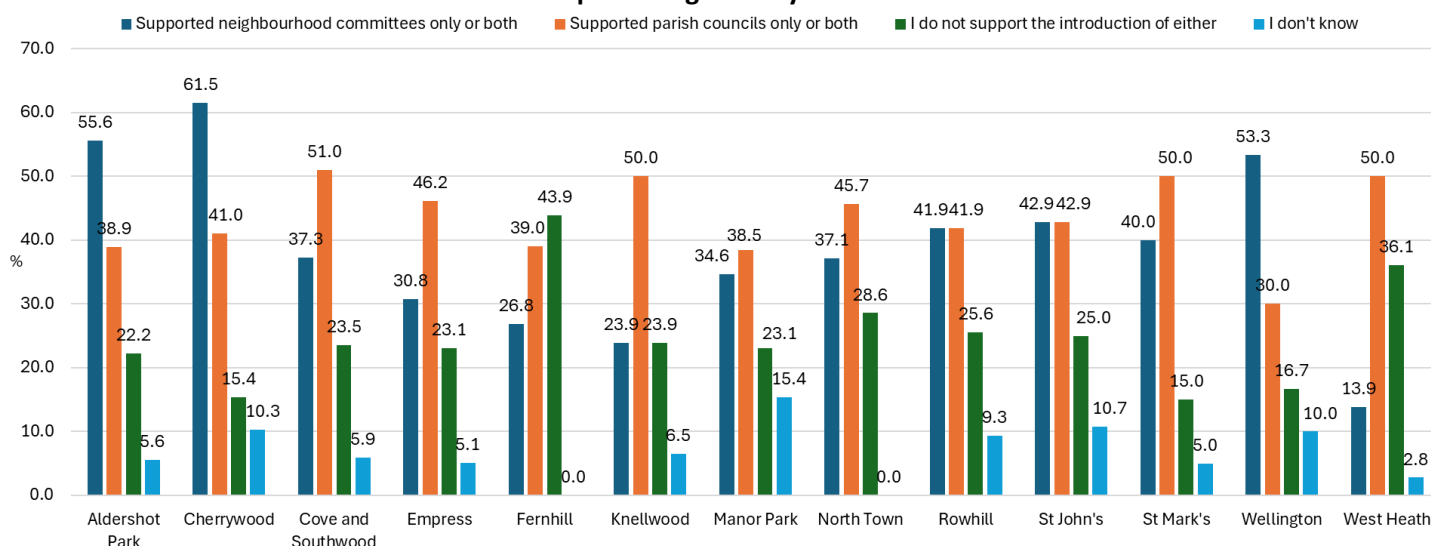
Overall, there was more support for neighbourhood committees from Aldershot respondents (44.9% wanted neighbourhood area comments only and both neighbourhood area committees and parishes). While Farnborough respondents tended to support parish councils more (46.9% wanted parish councils only and both neighbourhood area committees and parishes)

### Options together by town



The result by ward shows that there was more support for neighbourhood committees from respondents who lived in Cherrywood ward (61.5%), Aldershot Park ward (55.6%) and Wellington ward (53.3%). There was more support for parish councils from respondents who lived in Cove and Southwood ward (51.0%), Knellwood ward (50.0%), St. Mark's ward (50.0%) and West Heath (50.0%)

### Options together by ward

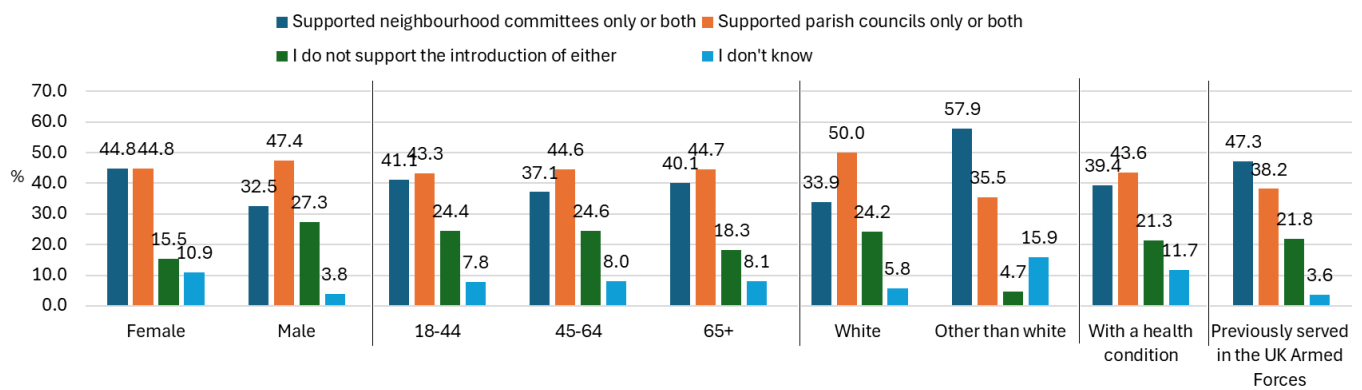


Note: as the number are small for some wards these results only give an indication of what some people in a ward think.

### Demographical split

Younger respondents and those from ethnic backgrounds other than white and those who have previously served in the UK armed forces were more supportive of neighbourhood area committees. Males and those whose ethnic background was white were more supportive of parish councils.

### Options together by demographics



### Comments

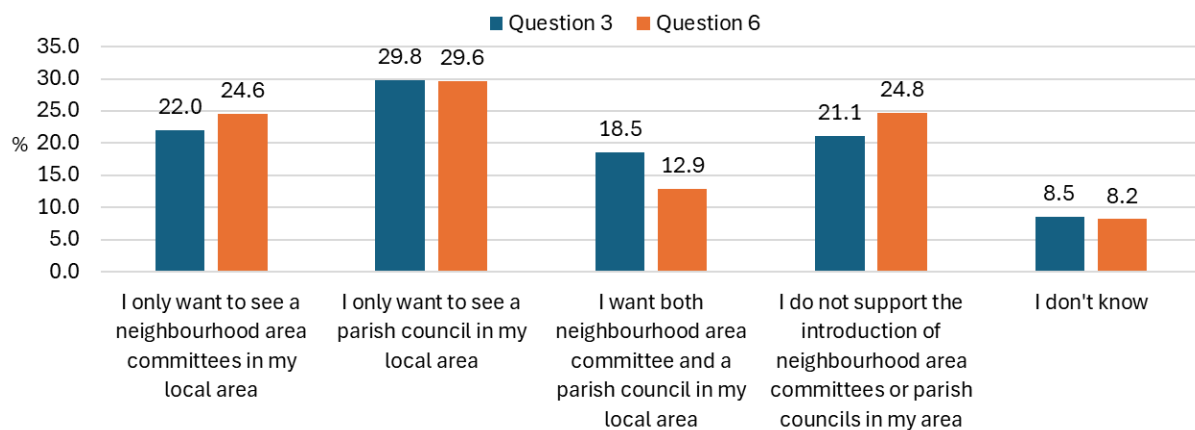
There were 69 comments for this question, the main themes of these were:

- Don't want extra cost or Council Tax rises / not prepared to pay more (mentioned in around 34 comments)
- Another layer isn't needed (mentioned in around 3 comments)

### Comparison of the results for question 3 and 6

Questions 3 and 6 had the same answer choices, but question came after explaining the possible increase in council tax that a parish council would require. Overall, there is not much different in the percentage of those from each question who wanted parish councils only and those who didn't know. There was drop in those who wanted both parish councils and neighbourhood area committees and a small rise in those who didn't support the introduction of both.

### Comparison of the results for question 3 and 6

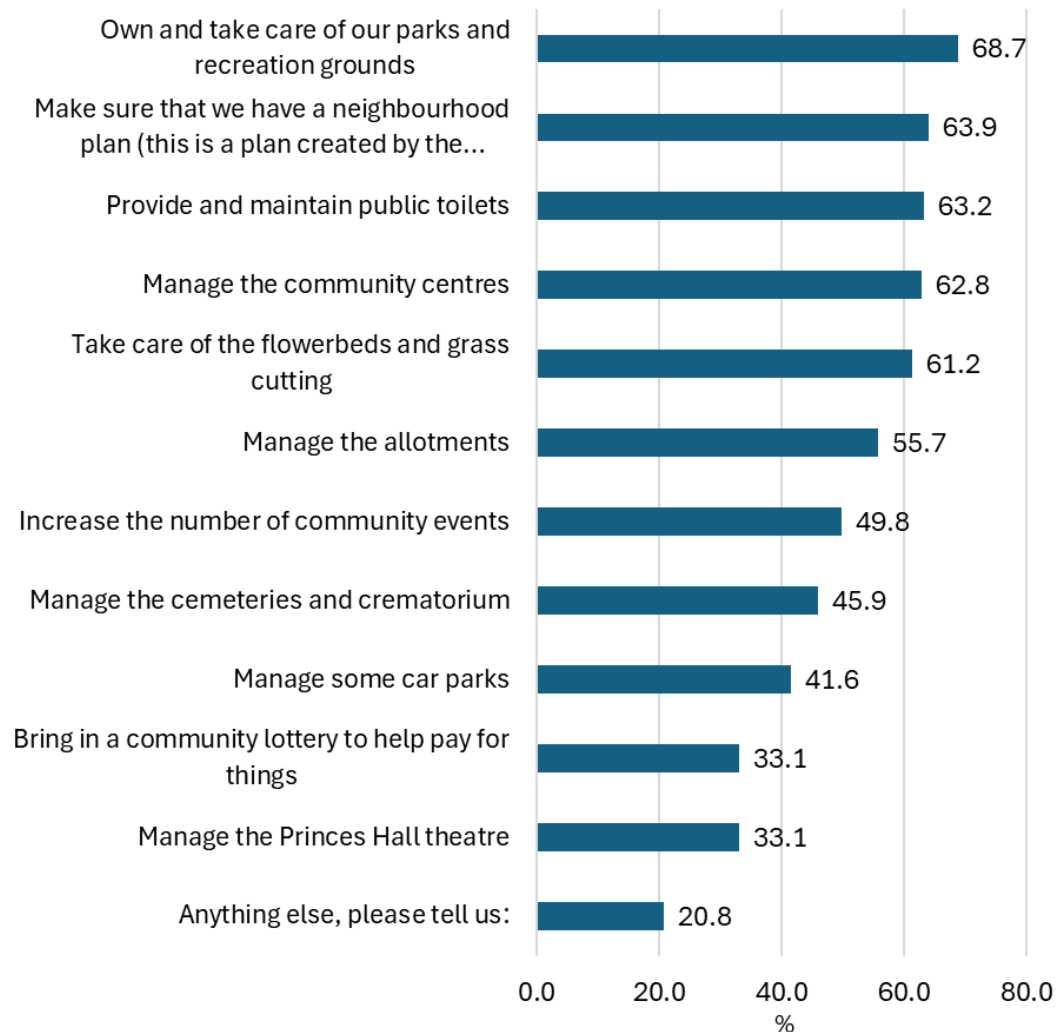




## Question 7: Parish councils can own and run local assets, to ensure that they stay in place for the community, and can provide services. If we were to introduce parish councils, what would you like the parish council to do?

In total 438 respondents completed this question. There was the most support for a parish council to own and take care of our parks and recreation grounds (68.7% - 301 respondents).

### If we were to introduce parish councils, what would you like the parish council to do?



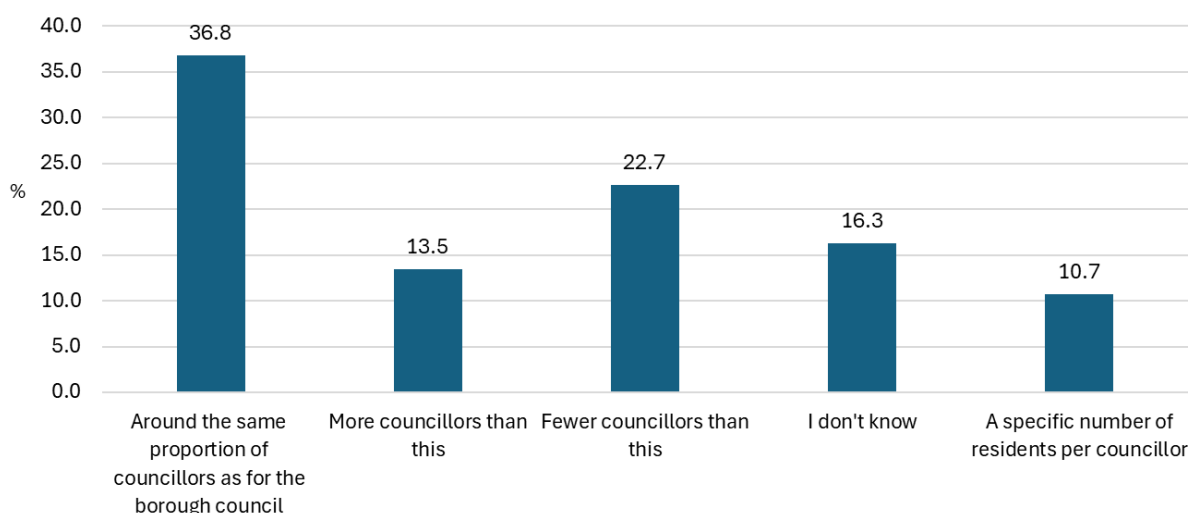
There were 91 comments for the 'anything else, please tell us' answer the main themes of the responses were:

- Don't support the proposals (mentioned in around 18 comments)
- None/nothing (mentioned in around 12 comments)
- 6 comments from Nepali respondents about the importance of recreational parks and the need for toilet facilities to be made available from early morning to late evening.
- Keep Rushmoor/Rushmoor should be doing these (mentioned in around 4 comments)
- Want neighbourhood area committees to do these (mentioned in around 4 comments)

## Question 8: If we were to introduce parish councils how many councillors do you think should be elected to the parish council?

In total 467 respondents completed this question. The most support was for around the same proportion of councillors as for the borough council (36.8% - 172 respondents), this was followed by fewer councillors than this (22.7% -106 respondents).

**If we were to introduce parish councils how many councillors do you think should be elected to the parish council?**



There were 50 comments for the 'a specific number of residents per councillor' answer the main themes of the responses were:

- None /zero (mentioned in around 18 comments)
- Don't support this (mentioned in around 10 comments)
- One per ward (mentioned in around 4 comments)

## Question 9: Do you have any more comments about the introduction of parish councils or neighbourhood area committees in Rushmoor?

There were 131 comments for this question, the main themes of these were:

- Concern about the additional cost / Council Tax rises (mentioned in around 28 comments)
- Representation / local people and local voice (mentioned in around 16 comments)
- Don't want extra layer/level (mentioned in around 15 comments)
- Don't want a unitary/stay the same (mentioned in around 15 comments)
- Do not support (mentioned in around 14 comments)
- Waste of money (mentioned in around 13 comments)
- More information need/ unknowns (mentioned in around 12 comments)
- Support neighbourhood area committees (mentioned in around 6 comments)
- They will need to have the right people on councils/committees (mentioned in around 6 comments)
- No/ N/A (mentioned in around 5 comments)

In addition to these comments there were 25 comments from the Nepali community, some of the comments were the same, the main themes were:

- There needs to be Nepali representation on committee/at meetings (mentioned in around 13 comments)
- Needed a Nepali speaking person to help complete (mentioned in around 9 comments)
- Unable to understand due to lack of literacy skills (mentioned in around 7 comments)
- Would be able to understand if it is in Nepali (mentioned in around 3 comments)

## Summary

The survey had a better response rate than the previous CGR survey, this was partly due working with CA to increase responses from the Nepali community. However, further work is needed for the Nepali community to access future consultations and feel represented.

In both the questions asking what options respondents prefer, the option with the most support was for parish councils but this was less than 30% of respondents for both questions. In the first question the next preferred option was neighbourhood area committees, and in the second question which was after the information about additional costs for parish councils, the next preferred options were for not supporting the introduction of either neighbourhood area committees or parish councils.

There appears to be a difference between respondents who live in Aldershot and those living in Farnborough. Those living in Aldershot tended to prefer neighbourhood area committees over parish councils. While those in Farnborough tended to prefer parish councils over neighbourhood area committees.

Those who are from other ethnic background other than white and those who have previously served in the UK Armed Forces also preferred neighbourhood area committees over parish councils. This was also the case for wards which contain pocket of multiple deprivation Cherrywood, Wellington and Aldershot Park wards. However, it should be noted that the number of respondents is small for some wards, so these results only give an indication of what some people in a ward think.

Respondents identified that representation / local people and local voices was the reason why they chose the option they chose. Along with concern over cost / council tax rises and not needing another layer of government.

37% respondents thought neighbourhood area committees should cover the two towns, followed by 29% of respondents who did not support the introduction of neighbourhood area committees. 46% respondents thought parish councils should cover the two towns, followed by 34% of respondents who did not support the introduction of parish councils.

If parish councils were to be introduced parish councils, respondents would like them to own and take care of our parks and recreation grounds (69%), followed by making sure there is a neighbourhood plan (64%), followed by providing and maintaining public toilets (63%).

**We want  
to hear  
from you!**



**Survey**

**RUSHMOOR**  
BOROUGH COUNCIL

## Councils are changing – we want to know your views!

### Introduction

**We would like your views on how parish councils or neighbourhood committees could be organised in Aldershot and Farnborough as part of our community governance review.**

In the first part of our public consultation in the summer, we found that there was some public support for having parish councils or neighbourhood area committees.

We would now like to ask you more detailed questions about what you would prefer, which services you would like to see included, as well as how much it might cost, or whether you would just be happy with the idea of a larger council.

We will be taking into account the responses from this consultation when we make a decision on whether to introduce them or not in January next year.

Please see the booklet you received with this questionnaire or go to [www.rushmoor.gov.uk/communityreview](http://www.rushmoor.gov.uk/communityreview) for more information about the background to this survey.

You have until midnight Friday 28 November to give us your views.

#### 1. Where do you live? *(please tick one)*

- ☐ I live in Aldershot
- ☐ I live in Farnborough
- ☐ Other (please tell us where you live)

#### 2. So that we can tell if there any differences between areas, please tell us what ward you live in *(please tick one)*

- |  |  |
|--|--|
| <input type="radio"/> Aldershot Park     | <input type="radio"/> Rowhill                            |
| <input type="radio"/> Cherrywood         | <input type="radio"/> St John's                          |
| <input type="radio"/> Cove and Southwood | <input type="radio"/> St Mark's                          |
| <input type="radio"/> Empress            | <input type="radio"/> Wellington                         |
| <input type="radio"/> Fernhill           | <input type="radio"/> West Heath                         |
| <input type="radio"/> Knellwood          | <input type="radio"/> I don't know which ward I live in* |
| <input type="radio"/> Manor Park         | <input type="radio"/> I'd prefer not to say              |
| <input type="radio"/> North Town         | <input type="radio"/> I don't live in a ward in Rushmoor |

\*You can check which ward you live in using the address look up feature on our website at [www.rushmoor.gov.uk/wards](http://www.rushmoor.gov.uk/wards) or by calling us on 01252 398 399.

In the first part of our public consultation in the summer, we found that there was public support for having parish councils or neighbourhood area committees. Over 60% of the people that completed our survey thought that they should be introduced in Aldershot and Farnborough.

We would now like to explore this in more detail, to understand what you would prefer.

3. Which of the following options, would you prefer in your local area? *(please tick one)*

- ☐ I would like to see neighbourhood area committees in my local area
- ☐ I would like to see parish councils in my local area
- ☐ I would like to see both neighbourhood area committees and parish councils in my local area
- ☐ I do not support the introduction of neighbourhood area committees or parish councils in my area
- ☐ I don't know

If you would like to give more information to explain your answer, please do so here:

## Neighbourhood area committees

4. If we introduced neighbourhood area committees, what areas do you think they should cover? *(please tick one)*

- ☐ Two neighbourhood area committees, one for Farnborough and one for Aldershot
- ☐ One for each ward (at the moment Rushmoor has 13 wards)
- ☐ Only some wards (please write in which ones below)
- ☐ Other area (please write in below)
- ☐ I do not support the introduction of neighbourhood area committees.
- ☐ I don't know

Please tell us which wards or what other areas

## Parish councils

5. If we introduced parish councils, what areas do you think they should cover? *(please tick one)*

- ☐ Two parish councils, one for Farnborough and one for Aldershot
- ☐ One for each ward (at the moment Rushmoor has 13 wards)
- ☐ Only some wards (please write in which ones below)
- ☐ Other area (please write in below)
- ☐ I do not support the introduction of parish councils
- ☐ I don't know

Please tell us which wards or what other areas

### Costs associated with running a parish council

A parish council would be funded through an extra charge paid through your council tax, this is called a precept.

**If we were to create an Aldershot and a Farnborough parish council, we think that a Band D precept of £3 per month for the first year (2026/27) would give enough funding for it to start running.**

Once a parish council has been set up and decisions have been taken on the services it would provide; the ongoing running costs would then be set in future years, and the precept amount could increase from 2027/28 depending on the costs and income of the services the parish council chooses to deliver.

Please see the booklet you received with this questionnaire, or go to [www.rushmoor.gov.uk/examplecounciltaxprecepts](http://www.rushmoor.gov.uk/examplecounciltaxprecepts) to see some detail on how different precept amounts could affect the amount of council tax you pay.

It is likely that the costs of a parish council delivering similar services in Aldershot or Farnborough would range from an additional £8 to £12 a month (over 10 months).

6. With the additional costs of running a parish council in mind, which of the following options do you prefer? *(please tick one)*

- ☐ I only want to see a neighbourhood area committees in my local area
- ☐ I only want to see a parish council in my local area
- ☐ I want both neighbourhood area committee and a parish council in my local area
- ☐ I do not support the introduction of neighbourhood area committees or parish councils in my area
- ☐ I don't know

If you would like to give more information to explain your answer, please do so here:



The next question focuses on the services a parish council might run if we were to introduce them.

7. Parish councils can own and run local assets, to ensure that they stay in place for the community, and can provide services. If we were to introduce parish councils, what would you like the parish council to do? *(please tick all that apply)*

- ☐ Manage the allotments
- ☐ Manage the community centres
- ☐ Own and take care of our parks and recreation grounds
- ☐ Take care of the flowerbeds and grass cutting
- ☐ Manage the cemeteries and crematorium
- ☐ Manage the Princes Hall theatre
- ☐ Provide and maintain public toilets
- ☐ Manage some car parks
- ☐ Increase the number of community events
- ☐ Make sure that we have a neighbourhood plan (this is a plan created by the community to ensure development in the area meets local needs)
- ☐ Bring in a community lottery to help pay for things
- ☐ Anything else, please tell us:

The next question asks how many councillors you think a parish council should have.

At the moment Rushmoor Borough Council has 13 wards, eight in Farnborough and five in Aldershot. Each ward has three councillors. This is approximately one councillor for every 2,750 residents.

8. If we were to introduce parish councils how many councillors do you think should be elected to the parish council? *(please tick one)*

- ☐ Around the same proportion of councillors as for the borough council (one councillor per 2,750 residents)
- ☐ More councillors than this
- ☐ Fewer councillors than this
- ☐ I don't know
- ☐ A specific number of residents per councillor (please write in)

9. Do you have any more comments about the introduction of parish councils or neighbourhood area committees in Rushmoor? Please write in

## About you

As part of the Equality Act 2010, we must make sure our services are open and accessible to everyone, that we treat people fairly and appropriately and in consultations, we hear all views.

The following questions will help us to check that we are doing this and will also help us to understand better the answers we receive. We will treat this information as anonymous and confidential and will not identify individuals. You do not have to answer these questions if you would prefer not to.

### 10. Please only complete these questions if you are over 18 years of age

11. Which one of the following age bands do you belong to?

- ☐ 18 - 24 years
- ☐ 25 - 34 years
- ☐ 35 - 44 years
- ☐ 45 - 54 years
- ☐ 55 - 64 years
- ☐ 65 - 74 years
- ☐ 75 - 84 years
- ☐ 85+ years
- ☐ I'd prefer not to say

12. What is your sex?

- ☐ Male
- ☐ Female
- ☐ I'd prefer not to say

14. Are you currently serving in the UK Armed Forces or have you previously served in the UK Armed Forces?

- ☐ Yes, I am currently serving in the UK Armed Forces
- ☐ Yes, I previously served in the UK Armed Forces
- ☐ No
- ☐ I'd prefer not to say

15. Do you consider yourself to have any health conditions or disabilities, which limit your daily activities?

- ☐ Yes
- ☐ No
- ☐ I'd prefer not to say

13. What is your ethnic group?

- ☐ White - British
- ☐ White - Irish
- ☐ White - Gypsy/Traveller
- ☐ White - other
- ☐ Mixed - white and black Caribbean
- ☐ Mixed - white and black African
- ☐ Mixed - White and Asian
- ☐ Mixed - other
- ☐ Asian or British Asian - Nepali
- ☐ Asian or British Asian - Indian
- ☐ Asian or British Asian - Pakistani
- ☐ Asian or British Asian - Bangladeshi
- ☐ Asian or British Asian - Chinese
- ☐ Asian - other
- ☐ Black or British black - Caribbean
- ☐ Black or British black - African
- ☐ Black - other
- ☐ Arab
- ☐ I'd prefer not to say
- ☐ Any other background (Please specify)

**Thank you for  
completing our survey**

# Make sure your voice is heard!

Parish councils or neighbourhood area committees?





What services should they provide?





[www.rushmoor.gov.uk/communityreview](http://www.rushmoor.gov.uk/communityreview)

**RUSHMOOR**  
BOROUGH COUNCIL

# We want to hear from you!






Rushmoor Borough Council is likely to become part of a larger council in 2028.

We want you to tell us if you'd like smaller parish councils or neighbourhood area committees to make sure your voice continues to be heard.

Take part in our online survey or come and chat to us at our drop in sessions.

## Come and talk to us

Tues 4 Nov	11am - 2pm	Princes Mead, Farnborough
Sat 15 Nov	12.30pm - 3.30pm	Princes Gardens, Aldershot
Thurs 20 Nov	11am - 2pm	The Wellington, Aldershot
Sat 22 Nov	11.30am - 2.30pm	Queensmead/The Landing, Farnborough

[www.rushmoor.gov.uk/communityreview](http://www.rushmoor.gov.uk/communityreview)





Farnborough - Band D Amount £10.00			
CT Band	No Of Households	Precept Amount Per Band	Total Amount Payable by Band
A	615	£ 6.67	£ 4,102.05
B	5,654	£ 7.78	£ 43,988.12
C	9,116	£ 8.89	£ 81,041.24
D	5,194	£ 10.00	£ 51,940.00
E	2,878	£ 12.22	£ 35,169.16
F	888	£ 14.44	£ 12,822.72
G	529	£ 16.67	£ 8,818.43
H	7	£ 20.00	£ 140.00
	24,881		£ 238,021.72

Aldershot - Band D Amount £10.00			
CT Band	No Of Households	Precept Amount Per Band	Total Amount Payable by Band
A	902	£ 6.67	£ 6,016.34
B	3,598	£ 7.78	£ 27,992.44
C	7,858	£ 8.89	£ 69,857.62
D	3,952	£ 10.00	£ 39,520.00
E	1,377	£ 12.22	£ 16,826.94
F	435	£ 14.44	£ 6,281.40
G	64	£ 16.67	£ 1,066.88
H	4	£ 20.00	£ 80.00
	18,190		£ 167,641.62

Farnborough - Band D Amount £30.00			
CT Band	No Of Households	Precept Amount Per Band	Total Amount Payable by Band
A	615	£ 20.00	£ 12,300.00
B	5,654	£ 23.33	£ 131,907.82
C	9,116	£ 26.67	£ 243,123.72
D	5,194	£ 30.00	£ 155,820.00
E	2,878	£ 36.67	£ 105,536.26
F	888	£ 43.33	£ 38,477.04
G	529	£ 50.00	£ 26,450.00
H	7	£ 60.00	£ 420.00
	24,881		£ 714,034.84

Aldershot - Band D Amount £30.00			
CT Band	No Of Households	Precept Amount Per Band	Total Amount Payable by Band
A	902	£ 20.00	£ 18,040.00
B	3,598	£ 23.33	£ 83,941.34
C	7,858	£ 26.67	£ 209,572.86
D	3,952	£ 30.00	£ 118,560.00
E	1,377	£ 36.67	£ 50,494.59
F	435	£ 43.33	£ 18,848.55
G	64	£ 50.00	£ 3,200.00
H	4	£ 60.00	£ 240.00
	18,190		£ 502,897.34

Farnborough - Band D Amount £50.00			
CT Band	No Of Households	Precept Amount Per Band	Total Amount Payable by Band
A	615	£ 33.33	£ 20,497.95
B	5,654	£ 38.89	£ 219,884.06
C	9,116	£ 44.44	£ 405,115.04
D	5,194	£ 50.00	£ 259,700.00
E	2,878	£ 61.11	£ 175,874.58
F	888	£ 72.22	£ 64,131.36
G	529	£ 83.33	£ 44,081.57
H	7	£ 100.00	£ 700.00
	24,881		£ 1,189,984.56

Aldershot - Band D Amount £50.00			
CT Band	No Of Households	Precept Amount Per Band	Total Amount Payable by Band
A	902	£ 33.33	£ 30,063.66
B	3,598	£ 38.89	£ 139,926.22
C	7,858	£ 44.44	£ 349,209.52
D	3,952	£ 50.00	£ 197,600.00
E	1,377	£ 61.11	£ 84,148.47
F	435	£ 72.22	£ 31,415.70
G	64	£ 83.33	£ 5,333.12
H	4	£ 100.00	£ 400.00
	18,190		£ 838,096.69

Farnborough - Band D Amount £75.00			
CT Band	No Of Households	Precept Amount Per Band	Total Amount Payable by Band
A	615	£ 50.00	£ 30,750.00
B	5,654	£ 58.33	£ 329,797.82
C	9,116	£ 66.67	£ 607,763.72
D	5,194	£ 75.00	£ 389,550.00
E	2,878	£ 91.67	£ 263,826.26
F	888	£ 108.33	£ 96,197.04
G	529	£ 125.00	£ 66,125.00
H	7	£ 150.00	£ 1,050.00
	24,881		£ 1,785,059.84

Aldershot - Band D Amount £75.00			
CT Band	No Of Households	Precept Amount Per Band	Total Amount Payable by Band
A	902	£ 50.00	£ 45,100.00
B	3,598	£ 58.33	£ 209,871.34
C	7,858	£ 66.67	£ 523,892.86
D	3,952	£ 75.00	£ 296,400.00
E	1,377	£ 91.67	£ 126,229.59
F	435	£ 108.33	£ 47,123.55
G	64	£ 125.00	£ 8,000.00
H	4	£ 150.00	£ 600.00
	18,190		£ 1,257,217.34

Farnborough - Band D Amount £100.00			
CT Band	No Of Households	Precept Amount Per Band	Total Amount Payable by Band
A	615	£ 66.67	£ 41,002.05
B	5,654	£ 77.78	£ 439,768.12
C	9,116	£ 88.89	£ 810,321.24
D	5,194	£ 100.00	£ 519,400.00
E	2,878	£ 122.22	£ 351,749.16
F	888	£ 144.44	£ 128,262.72
G	529	£ 166.67	£ 88,168.43
H	7	£ 200.00	£ 1,400.00
	24,881		£ 2,380,071.72

Aldershot - Band D Amount £100.00			
CT Band	No Of Households	Precept Amount Per Band	Total Amount Payable by Band
A	902	£ 66.67	£ 60,136.34
B	3,598	£ 77.78	£ 279,852.44
C	7,858	£ 88.89	£ 698,497.62
D	3,952	£ 100.00	£ 395,200.00
E	1,377	£ 122.22	£ 168,296.94
F	435	£ 144.44	£ 62,831.40
G	64	£ 166.67	£ 10,666.88
H	4	£ 200.00	£ 800.00
	18,190		£ 1,676,281.62

Farnborough - Band D Amount 150.00			
CT Band	No Of Households	Precept Amount Per Band	Total Amount Payable by Band
A	615	£ 100.00	£ 61,500.00
B	5,654	£ 116.67	£ 659,652.18
C	9,116	£ 133.33	£ 1,215,436.28
D	5,194	£ 150.00	£ 779,100.00
E	2,878	£ 183.33	£ 527,623.74
F	888	£ 216.67	£ 192,402.96
G	529	£ 250.00	£ 132,250.00
H	7	£ 300.00	£ 2,100.00
	24,881		£ 3,570,065.16

Aldershot - Band D Amount 150.00			
CT Band	No Of Households	Precept Amount Per Band	Total Amount Payable by Band
A	902	£ 100.00	£ 90,200.00
B	3,598	£ 116.67	£ 419,778.66
C	7,858	£ 133.33	£ 1,047,707.14
D	3,952	£ 150.00	£ 592,800.00
E	1,377	£ 183.33	£ 252,445.41
F	435	£ 216.67	£ 94,251.45
G	64	£ 250.00	£ 16,000.00
H	4	£ 300.00	£ 1,200.00
	18,190		£ 2,514,382.66

# Population data sheet

Last updated: July 2025

Produced by: Risk, Performance & Procurement

Contact: [performance@rushmoor.gov.uk](mailto:performance@rushmoor.gov.uk)

Summary – According to the 2024 mid-year population estimate, Rushmoor has a population of 105,750.

## Mid-year population estimates

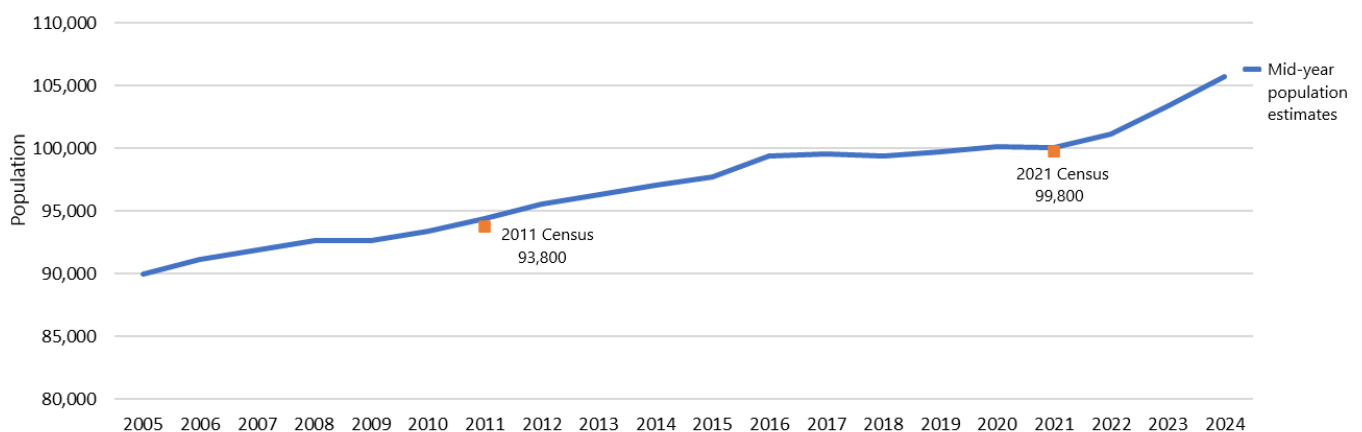
The 2024 mid-year population estimate for Rushmoor from the Office for National Statistics (ONS) is 105,750. The mid-year population figure is data at a local authority area level, for smaller areas such as towns and wards there is data from the 2021 Census.

([Estimates of the population for England and Wales - Office for National Statistics \(ons.gov.uk\)](https://www.ons.gov.uk))

## Census and mid-year population estimates

The population of Rushmoor in 2023 was 103,380 this increased by 2.3% to 105,750 in 2024. The population of Rushmoor has increased 8.3% in the past 10 years (2015-2024), and 17.5% in the past 20 years (2005 to 2024).

**Data from the Censuses and the mid-year population estimates**



(Source: ONS mid year population estimates [Estimates of the population for England and Wales - Office for National Statistics \(ons.gov.uk\)](https://www.ons.gov.uk))



According to the 2024 mid-year population estimates, most local authority areas have more females than males but in Rushmoor 49.8% of the population are female and 50.2% of the population are male.

## Population in wards

The following table shows the population estimates in wards from the 2021 Census.

Population 2021 Census (rounded)	Population
Aldershot Park	8,030
Cherrywood	8,490
Cove and Southwood	7,350
Empress	6,570
Fernhill	7,020
Knellwood	7,430
Manor Park	8,880
North Town	7,220
Rowhill	7,260
St John's	7,060
St Mark's	8,500
Wellington	8,770
West Heath	7,150
<b>Total</b>	<b>99,800</b>
Total for Aldershot wards	40,160
Total for Farnborough wards	59,580

## Population density

The 2024 mid-year population estimate shows the population density of Rushmoor to be 2,708 people per sq. km. As Rushmoor is a largely urban area this high population density is to be expected. The population density of Hampshire 393 people per sq. km, the South East was 506 people per sq. km and in England was 450 people per sq. km.

This page is intentionally left blank



## CGR second round raw data

Question 3: Which of the following options, would you prefer in your local area?

	All	Aldershot	Farnborough
I only want to see a neighbourhood area committees in my local area	127	67	56
I only want to see a parish council in my local area	168	60	111
I want both neighbourhood area committee and a parish council in my local area	110	32	77
I do not support the introduction of neighbourhood area committees or parish councils in my area	115	37	87
I don't know	44	31	16
<b>Total</b>	<b>564</b>	<b>227</b>	<b>347</b>

	Aldershot Park	Cherrywood	Cove and Southwood	Empress	Fernhill	Knellwood	Manor Park	North Town	Rowhill	St John's	St Mark's	Wellington	West Heath
I only want to see a neighbourhood area committees in my local area	6	14	13	9	3	11	13	12	8	5	9	13	4
I only want to see a parish council in my local area	6	10	18	17	15	20	16	14	18	9	10	7	15
I want both neighbourhood area committee and a parish council in my local area	5	11	16	9	9	9	9	4	9	12	4	3	6
I do not support the introduction of neighbourhood area committees or parish councils in my area	3	7	17	8	20	11	11	9	10	7	3	5	12
I don't know	5	2	3	0	1	4	10	0	7	1	1	4	3
<b>Total</b>	<b>25</b>	<b>44</b>	<b>67</b>	<b>43</b>	<b>48</b>	<b>55</b>	<b>59</b>	<b>39</b>	<b>52</b>	<b>34</b>	<b>27</b>	<b>32</b>	<b>40</b>

	Female	Male	18-44	45-64	65+	White	Other than white	With a health condition	Previously served in the UK Armed Forces
I only want to see a neighbourhood area committees in my local area	65	40	21	38	52	64	46	19	18
I only want to see a parish council in my local area	75	72	28	58	61	130	19	28	15
I want both neighbourhood area committee and a parish council in my local area	47	34	17	27	40	71	11	24	9
I do not support the introduction of neighbourhood area committees or parish councils in my area	29	54	20	37	31	77	2	15	9
I don't know	23	9	4	15	13	18	14	8	4
<b>Total</b>	<b>239</b>	<b>209</b>	<b>90</b>	<b>175</b>	<b>197</b>	<b>360</b>	<b>92</b>	<b>94</b>	<b>55</b>

Question 4: If we introduced neighbourhood area committees, what areas do you think they should cover?

	All	Aldershot	Farnborough
Two neighbourhood area committees, one for Farnborough and one for Aldershot	211	97	101
One for each ward (at the moment Rushmoor has 13 wards)	141	52	83
Only some wards (please write in which ones below)	7	3	4
Other area (please write in below)	7	0	7
I do not support the introduction of neighbourhood area committees.	170	44	119
I don't know	42	21	17
<b>Total</b>	<b>578</b>	<b>217</b>	<b>331</b>

Question 5: If we introduced parish councils, what areas do you think they should cover?

	All	Aldershot	Farnborough
Two parish councils, one for Farnborough and one for Aldershot	233	93	131
One for each ward (at the moment Rushmoor has 13 wards)	67	24	42
Only some wards (please write in which ones below)	5	2	2
Other area (please write in below)	7	0	7
I do not support the introduction of parish councils.	172	63	100
I don't know	24	11	9
<b>Total</b>	<b>508</b>	<b>193</b>	<b>291</b>

Question 6: With the additional costs of running a parish council in mind, which of the following options do you prefer?

	All	Aldershot	Farnborough
I only want to see a neighbourhood area committees in my local area	122	62	55
I only want to see a parish council in my local area	141	45	99
I want both neighbourhood area committee and a parish council in my local area	63	26	38
I do not support the introduction of neighbourhood area committees or parish councils in my area	113	41	82
I don't know	36	22	18
<b>Total</b>	<b>475</b>	<b>196</b>	<b>292</b>

	Aldershot Park	Cherrywood	Cove and Southwood	Empress	Fernhill	Knellwood	Manor Park	North Town	Rowhill	St John's	St Mark's	Wellington	West Heath
I only want to see a neighbourhood area committees in my local area	6	13	10	10	7	9	12	9	10	6	6	13	4
I only want to see a parish council in my local area	3	5	17	16	12	21	14	12	10	6	8	6	17

I want both neighbourhood area committee and a parish council in my local area	4	11	9	2	4	2	6	4	8	6	2	3	1
I do not support the introduction of neighbourhood area committees or parish councils in my area	4	6	12	9	18	11	12	10	11	7	3	5	13
I don't know	1	4	3	2	0	3	8	0	4	3	1	3	1
<b>Total</b>	<b>18</b>	<b>39</b>	<b>51</b>	<b>39</b>	<b>41</b>	<b>46</b>	<b>52</b>	<b>35</b>	<b>43</b>	<b>28</b>	<b>20</b>	<b>30</b>	<b>36</b>

	<b>Female</b>	<b>Male</b>	<b>18-44</b>	<b>45-64</b>	<b>65+</b>	<b>White</b>	<b>Other than white</b>	<b>With a health condition</b>	<b>Previously served in the British Army</b>
I only want to see a neighbourhood area committees in my local area	69	45	22	40	57	72	47	22	20
I only want to see a parish council in my local area	69	76	24	53	66	130	23	26	15
I want both neighbourhood area committee and a parish council in my local area	38	23	15	25	22	50	15	15	6
I do not support the introduction of neighbourhood area committees or parish councils in my area	37	57	22	43	36	87	5	20	12
I don't know	26	8	7	14	16	21	17	11	2
<b>Total</b>	<b>239</b>	<b>209</b>	<b>90</b>	<b>175</b>	<b>197</b>	<b>360</b>	<b>107</b>	<b>94</b>	<b>55</b>

**LICENSING AND CORPORATE  
BUSINESS COMMITTEE**

**JOINT REPORT OF CORPORATE  
MANAGER – DEMOCRACY  
AND MONITORING OFFICER**

**15th JANUARY 2026**

**REPORT NO. DEM0601**

**EXTENSION OF TERM OF OFFICE FOR DESIGNATED  
INDEPENDENT PERSON**

**1. INTRODUCTION**

- 1.1 This report recommends an extension to the term of office for the Council's Designated Independent Person (DIP), Mr Matt Smith, up to the end of April 2028. This is a role which is required under the Localism Act to assist the Council in promoting and maintaining high standards of conduct amongst its elected Members. A copy of the role description is attached as Appendix 1.

**2. BACKGROUND**

- 2.1 Mr Matt Smith was appointed by the [Council in July 2023](#) as the Council's Designated Independent Person for a three-year term from July 2023 to July 2026. The appointment followed a public advertisement, application and interview process which included Member representation.

- 2.2 The Statutory functions of the DIP are: -

- They must be consulted by the Authority before it makes a finding as to whether a Member has failed to comply with the Code of Conduct or decides on action to be taken in respect of that Member.
- They may be consulted by the Authority in respect of a standards complaint at any other stage; and
- They may be consulted by a Member or co-opted member of the Council against whom a complaint has been made.

- 2.3 A person is considered not to be "Independent" if: -

- They are, or have been within the last five years, an elected or co-opted member or an officer of the Council.

- They are, or have been within the last five years, an elected or co-opted member of any Committee or Sub-Committee of the Council; or
- They are a relative or close friend of a current elected or co-opted member or officer of the Council.

2.4 There is no payment for the role, however a small annual retainer allowance is paid which is the same amount allowed for a co-opted committee member (currently £604 per annum). This reflects the need for the Independent Person to maintain up to date knowledge, attend training and to be available to the Council as and when required.

2.5 It is recommended that the Council extend Mr Smith's term of office from July 2026 to April 2028 to align with the current timescale for vesting day for a new unitary authority. It would be open to the Council to carry out a fresh recruitment; however, there is precedence for a two-year extension and since his appointment, Mr Smith has attended regular update meetings with the Monitoring Officer, engaged diligently and ensured his availability, and developed an excellent understanding of the ethical framework as it operates within Rushmoor Borough Council.

2.6 All current Members are being canvassed to confirm that there are no close friendship connections with Mr. Smith.

### **Candidate Details**

2.7 Mr. Matt Smith has over 20 years' experience working for Housing Associations in the public sector, preceded by eleven years' experience working for local authorities. During this time, Mr Smith has built significant experience in investigating issues, and has led numerous HR investigations including disciplinaries, grievances and formal consultation meetings. Mr Smith also has qualifications in life coaching and mentoring and is a member of the Association for Coaching. He has lived in and around the Rushmoor area for most of his life and has a keen interest in public life having been involved with several community organisations and projects over the years.

### **3. RECOMMENDATION**

3.1 It is proposed that the Committee recommend the Council to approve an extension to the term of office of Mr Matt Smith as the Council's Designated Independent Person (DIP), for the period from July 2026 to end of April 2028.

**AMANDA BANCROFT**  
**MONITORING OFFICER**

**JILL SHUTTLEWORTH**  
**CORPORATE MANAGER – DEMOCRACY**

## **ROLE OF INDEPENDENT PERSON (STANDARDS) – RUSHMOOR BOROUGH COUNCIL**

### **ROLE DESCRIPTION**

Responsible to:       The Council

Liaison with:         Monitoring Officer, Deputy Monitoring Officers, Licensing and Corporate Business Committee, Officers and Members of the Council and key stakeholders within the community.

1. To assist the Council in promoting high standards of conduct by elected and co-opted members of Rushmoor Borough Council and in particular to uphold the [Code of Conduct](#) adopted by the Council and the seven principles of public office, namely selflessness, honesty, integrity, objectivity, accountability, openness and leadership.
2. To be consulted by the Council through the Monitoring Officer as part of an initial assessment of a complaint that a councillor has failed to comply with the Code of Conduct, before a decision is taken as to whether to carry out an investigation or that other action should be taken e.g., informal resolution.
3. To be consulted by the Council through the Monitoring Officer and/or via a Standards Hearing before it makes a finding as to whether a member has failed to comply with the Code of Conduct or decides on action to be taken in respect of that member.
4. To be available to attend meetings of a Standards Hearing Panel appointed by the Licensing and Corporate Business Committee.
5. To be available for consultation by any elected member, who is the subject of a standards complaint.
6. To develop a sound understanding of the ethical framework as it operates within Rushmoor Borough Council.
7. To participate in training events to develop skills, knowledge and experience and in networks developed for Independent Persons operating outside the Borough Council's area.
8. To attend any relevant training events organised and promoted by the Council.
9. To act as advocate and ambassador for the Council in promoting ethical behaviour.

This page is intentionally left blank